

2021年 第1回

日本語能力試験  
結果の概要

The Japanese-Language Proficiency Test  
Summary of the Results

July 2021

# 目 次

## Contents

|     |   |    |
|-----|---|----|
| I   | 2021年第1回日本語能力試験 実施概要報告  | 2  |
|     | Overview of the Japanese-Language Proficiency Test in 2021 (July) |    |
| II  | 2021年第1回日本語能力試験 実施結果  | 10 |
|     | Results of the Japanese-Language Proficiency Test in 2021 (July)  |    |
|     | 1. 応募者数・受験者数・認定者数及び認定率  | 10 |
|     | Applicants, Examinees and Certification Results                   |    |
|     | 2. 実施国・地域別応募者数・受験者数   | 11 |
|     | Number of Applicants and Examinees by Test Site                   |    |
|     | 3. 受験上の配慮   | 15 |
|     | Special Testing Accommodations                                    |    |
|     | 4. 平均点と標準偏差   | 16 |
|     | Average Scores and Standard Deviations                            |    |
|     | 5. 最高点と最低点  | 16 |
|     | Highest and Lowest Scores   |    |
|     | 6. 尺度得点累積分布図  | 17 |
|     | Cumulative Distribution of Scaled Scores                          |    |
| III | 2009年までの実施状況  | 23 |
|     | Statistics for the Tests through 2009                             |    |
| IV  | 2010年からの実施状況  | 24 |
|     | Statistics for the Tests from 2010                                |    |

# I 2021年第1回日本語能力試験 実施概要報告

## 1. 目的

日本国内及び海外において、日本語を母語としない者を対象として、日本語能力を測定し、認定することを目的とする。

## 2. 主催者

独立行政法人国際交流基金、公益財団法人日本国際教育支援協会

## 3. 試験の実施

国内においては日本国際教育支援協会が、海外においては国際交流基金(台湾においては公益財団法人日本台湾交流協会と共催)が各地の実施共催機関の協力を得て、実施する。

## 4. 試験の方法、内容等

- (1) 対象 原則として、日本語を母語としない者
- (2) 試験日 2021年7月4日(日)
- (3) 実施地 国内：47都道府県  
海外：25の国・地域の93都市
- (4) 試験の構成及び認定の日安  
N1～N5の5レベル。各レベルの試験の構成は別表1、認定の日安は別表2のとおり。

## 5. 出願の手続き等

- (1) 国内
  - ① 出 願：インターネットによる申込み 日本国際教育支援協会の日本語能力試験ウェブサイトからMyJLPTに登録後、MyJLPTの「受験申込み」画面から申込む。
  - ② 受 験 料：6,500円(消費税を含む)
  - ③ 受付期間：2021年3月26日(金)～4月16日(金)
- (2) 海外
  - ① 出 願：所定の願書、またはインターネット(一部の実施地)で、各地の実施共催機関が指定する方法により申込む。
  - ② 受 験 料：国際交流基金が各地の実施共催機関と協議の上、決定した金額
  - ③ 受付期間：国際交流基金が各地の実施共催機関と協議の上、決定した期間

## 6. 合否の判定と結果の発表等

- (1) 合格点と基準点により、レベルごとに合否を判定する。合格点と基準点は別表3のとおり。判定結果は、日本国内での受験者全員には「合否結果通知書」、海外での受験者には「日本語能力試験認定結果及び成績に関する証明書」をもって通知するとともに、合格者には「日本語能力認定書」を交付する。
- (2) 独立行政法人日本学生支援機構の主催による日本留学試験が実施されていない国・地域で受験する者で、日本の大学・短期大学・専修学校への留学を希望する者の成績については、合否結果の通知後、当該大学・学校からの照会があった場合には、日本国際教育支援協会を通じて通知する。

# I Overview of the Japanese-Language Proficiency Test in 2021(July)

## 1. Objective

The Japanese-Language Proficiency Test (JLPT) will be held both in Japan and abroad to evaluate and certify proficiency in Japanese of non-native speakers.

## 2. Organizer

The Japan Foundation, Japan Educational Exchanges and Services (JEES)

## 3. Administration of the Test

JEES administers the test in Japan. Overseas, it is administered by the Japan Foundation together with local host institutions. (In Taiwan, the Japan Foundation and Japan-Taiwan Exchange Association jointly administer the test.)

## 4. Outline of the Test

- (1) Eligibility: In principle, applicants should be non-native speakers of Japanese.
- (2) Test date: July 4 (Sun.), 2021
- (3) Test sites: In Japan / 47 prefectures  
Overseas / 93 cities in 25 countries and areas
- (4) Test content and summary of linguistic competence required for each level  
Five levels: N1-N5. The contents of the test is shown on attached table 1 and summary of linguistic competence required for each level on attached table 2.

## 5. Application Procedures

- (1) In Japan
  - 1) Application Procedure: Application via the Internet: Applicants sign up for MyJLPT on JEES website and register JLPT application information.
  - 2) Test Fee: ¥6,500 (consumption tax included)
  - 3) Application period: From March 26 (Fri.) to April 16 (Fri.), 2021
- (2) Overseas
  - 1) Application Procedure: Apply by using the designated application form or via the Internet (in certain test venue cities) according to the method specified by the local host institution of the test venue.
  - 2) Test Fee: Test fee is determined by the Japan Foundation, in consultation with each local host institution.
  - 3) Application period: Application period is determined by the Japan Foundation, in consultation with each local host institution.

## 6. Announcement of Results

- (1) Pass or fail for each level will be determined based on the overall pass mark and sectional pass marks. Overall pass marks and sectional pass marks are shown on Table 3. A “Score Report” will be sent to each examinee who took the test in Japan and a “Japanese-Language Proficiency Test Certificate of Results and Scores” will be sent to each examinee who took the test outside of Japan. Those examinees who successfully pass the test will receive a “Certificate of Japanese-Language Proficiency” .
- (2) For an examinee who takes the JLPT abroad where the Japan Student Services Organization (JASSO) does not administer the Examination for Japanese University Admission for International Students, JEES will send the examinee’s score to a university or a junior college upon request after score reports are sent to each examinee.

別表1 試験の構成

| レベル | 試験科目              | 試験時間 | 得点区分              | 得点の範囲<br>(等化による<br>尺度得点) |
|-----|-------------------|------|-------------------|--------------------------|
| N1  | 言語知識(文字・語彙・文法)・読解 | 110分 | 言語知識(文字・語彙・文法)    | 0～60点                    |
|     |                   |      | 読解                | 0～60点                    |
|     | 聴解                | 60分  | 聴解                | 0～60点                    |
|     |                   |      | 総合得点              | 0～180点                   |
| N2  | 言語知識(文字・語彙・文法)・読解 | 105分 | 言語知識(文字・語彙・文法)    | 0～60点                    |
|     |                   |      | 読解                | 0～60点                    |
|     | 聴解                | 50分  | 聴解                | 0～60点                    |
|     |                   |      | 総合得点              | 0～180点                   |
| N3  | 言語知識(文字・語彙)       | 30分  | 言語知識(文字・語彙・文法)    | 0～60点                    |
|     | 言語知識(文法)・読解       | 70分  | 読解                | 0～60点                    |
|     | 聴解                | 40分  | 聴解                | 0～60点                    |
|     |                   |      | 総合得点              | 0～180点                   |
| N4  | 言語知識(文字・語彙)       | 25分  | 言語知識(文字・語彙・文法)・読解 | 0～120点                   |
|     | 言語知識(文法)・読解       | 55分  |                   |                          |
|     | 聴解                | 35分  | 聴解                | 0～60点                    |
|     |                   |      | 総合得点              | 0～180点                   |
| N5  | 言語知識(文字・語彙)       | 20分  | 言語知識(文字・語彙・文法)・読解 | 0～120点                   |
|     | 言語知識(文法)・読解       | 40分  |                   |                          |
|     | 聴解                | 30分  | 聴解                | 0～60点                    |
|     |                   |      | 総合得点              | 0～180点                   |

Table 1 Contents of Test

| Level | Test Sections   | Test Time | Scoring Sections  | Range of Scores<br>(scaled scores) |
|-------|---|-----------|---|------------------------------------|
| N1    | Language Knowledge<br>(Vocabulary/Grammar) &<br>Reading | 110 min.  | Language Knowledge(Vocabulary/Grammar)                  | 0～60 points                        |
|       |   |           | Reading   | 0～60 points                        |
|       | Listening   | 60 min.   | Listening   | 0～60 points                        |
|       |   |           | Total Score   | 0～180 points                       |
| N2    | Language Knowledge<br>(Vocabulary/Grammar) &<br>Reading | 105 min.  | Language Knowledge(Vocabulary/Grammar)                  | 0～60 points                        |
|       |   |           | Reading   | 0～60 points                        |
|       | Listening   | 50 min.   | Listening   | 0～60 points                        |
|       |   |           | Total Score   | 0～180 points                       |
| N3    | Language Knowledge(Vocabulary)                          | 30 min.   | Language Knowledge(Vocabulary/Grammar)                  | 0～60 points                        |
|       | Language Knowledge(Grammar) & Reading                   | 70 min.   | Reading   | 0～60 points                        |
|       | Listening   | 40 min.   | Listening   | 0～60 points                        |
|       |   |           | Total Score   | 0～180 points                       |
| N4    | Language Knowledge(Vocabulary)                          | 25 min.   | Language Knowledge<br>(Vocabulary/Grammar) &<br>Reading | 0～120 points                       |
|       | Language Knowledge(Grammar) & Reading                   | 55 min.   |   |                                    |
|       | Listening   | 35 min.   | Listening   | 0～60 points                        |
|       |   |           | Total Score   | 0～180 points                       |
| N5    | Language Knowledge(Vocabulary)                          | 20 min.   | Language Knowledge<br>(Vocabulary/Grammar) &<br>Reading | 0～120 points                       |
|       | Language Knowledge(Grammar) & Reading                   | 40 min.   |   |                                    |
|       | Listening   | 30 min.   | Listening   | 0～60 points                        |
|       |   |           | Total Score   | 0～180 points                       |

別表2 認定の目安

| レベル | 認定の目安   |
|-----|---|
| N1  | <p>幅広い場面で使われる日本語を理解することができる</p> <p><b>読む</b> ・幅広い話題について書かれた新聞の論説、評論など、論理的にやや複雑な文章や抽象度の高い文章などを読んで、文章の構成や内容を理解することができる。<br/>・さまざまな話題の内容に深みのある読み物を読んで、話の流れや詳細な表現意図を理解することができる。</p> <p><b>聞く</b> ・幅広い場面において自然なスピードの、まとまりのある会話やニュース、講義を聞いて、話の流れや内容、登場人物の関係や内容の論理構成などを詳細に理解したり、要旨を把握したりすることができる。</p>    |
| N2  | <p>日常的な場面で使われる日本語の理解に加え、より幅広い場面で使われる日本語をある程度理解することができる</p> <p><b>読む</b> ・幅広い話題について書かれた新聞や雑誌の記事・解説、平易な評論など、論旨が明快な文章を読んで文章の内容を理解することができる。<br/>・一般的な話題に関する読み物を読んで、話の流れや表現意図を理解することができる。</p> <p><b>聞く</b> ・日常的な場面に加えて幅広い場面で、自然に近いスピードの、まとまりのある会話やニュースを聞いて、話の流れや内容、登場人物の関係を理解したり、要旨を把握したりすることができる。</p> |
| N3  | <p>日常的な場面で使われる日本語をある程度理解することができる</p> <p><b>読む</b> ・日常的な話題について書かれた具体的な内容を表す文章を、読んで理解することができる。<br/>・新聞の見出しなどから情報の概要をつかむことができる。<br/>・日常的な場面で目にする難易度がやや高い文章は、言い換え表現が与えられれば、要旨を理解することができる。</p> <p><b>聞く</b> ・日常的な場面で、やや自然に近いスピードのまとまりのある会話を聞いて、話の具体的な内容を登場人物の関係などとあわせてほぼ理解できる。</p>                     |
| N4  | <p>基本的な日本語を理解することができる</p> <p><b>読む</b> ・基本的な語彙や漢字を使って書かれた日常生活の中でも身近な話題の文章を、読んで理解することができる。</p> <p><b>聞く</b> ・日常的な場面で、ややゆっくりと話される会話であれば、内容がほぼ理解できる。</p>   |
| N5  | <p>基本的な日本語をある程度理解することができる</p> <p><b>読む</b> ・ひらがなやカタカナ、日常生活で用いられる基本的な漢字で書かれた定型的な語句や文、文章を読んで理解することができる。</p> <p><b>聞く</b> ・教室や、身の回りなど、日常生活の中でもよく出会う場面で、ゆっくり話される短い会話であれば、必要な情報を聞き取ることができる。</p>  |

Table 2 Summary of Linguistic Competence Required for Each Level

| Level | Summary of Linguistic Competence Required for Each Level  |
|-------|---|
| N1    | <p>The ability to understand Japanese used in a variety of circumstances.</p> <p><b>Reading</b> · One is able to read writings with logical complexity and/or abstract writings on a variety of topics, such as newspaper editorials and critiques, and comprehend both their structures and contents.</p> <p>· One is also able to read written materials with profound contents on various topics and follow their narratives as well as understand the intent of the writers comprehensively.</p> <p><b>Listening</b> · One is able to comprehend orally presented materials such as coherent conversations, news reports, and lectures, spoken at natural speed in a broad variety of settings, and is able to follow their ideas and comprehend their contents comprehensively. One is also able to understand the details of the presented materials such as the relationships among the people involved, the logical structures, and the essential points.</p> |
| N2    | <p>The ability to understand Japanese used in everyday situations, and in a variety of circumstances to a certain degree.</p> <p><b>Reading</b> · One is able to read materials written clearly on a variety of topics, such as articles and commentaries in newspapers and magazines as well as simple critiques, and comprehend their contents.</p> <p>· One is also able to read written materials on general topics and follow their narratives as well as understand the intent of the writers.</p> <p><b>Listening</b> · One is able to comprehend orally presented materials such as coherent conversations and news reports, spoken at nearly natural speed in everyday situations as well as in a variety of settings, and is able to follow their ideas and comprehend their contents. One is also able to understand the relationships among the people involved and the essential points of the presented materials.</p>                                  |
| N3    | <p>The ability to understand Japanese used in everyday situations to a certain degree.</p> <p><b>Reading</b> · One is able to read and understand written materials with specific contents concerning everyday topics.</p> <p>· One is also able to grasp summary information such as newspaper headlines.</p> <p>· In addition, one is also able to read slightly difficult writings encountered in everyday situations and understand the main points of the content if some alternative phrases are available to aid one's understanding.</p> <p><b>Listening</b> · One is able to listen and comprehend coherent conversations in everyday situations, spoken at near-natural speed, and is generally able to follow their contents as well as grasp the relationships among the people involved.</p>   |
| N4    | <p>The ability to understand basic Japanese.</p> <p><b>Reading</b> · One is able to read and understand passages on familiar daily topics written in basic vocabulary and <i>kanji</i>.</p> <p><b>Listening</b> · One is able to listen and comprehend conversations encountered in daily life and generally follow their contents, provided that they are spoken slowly.</p>   |
| N5    | <p>The ability to understand some basic Japanese.</p> <p><b>Reading</b> · One is able to read and understand typical expressions and sentences written in <i>hiragana</i>, <i>katakana</i>, and basic <i>kanji</i>.</p> <p><b>Listening</b> · One is able to listen and comprehend conversations about topics regularly encountered in daily life and classroom situations, and is able to pick up necessary information from short conversations spoken slowly.</p>  |

別表3 各レベルの合格点と基準点

| レベル | 総合得点   |      | 得点区分別得点           |     |       |     |       |     |
|-----|--------|------|-------------------|-----|-------|-----|-------|-----|
|     | 得点の範囲  | 合格点  | 言語知識(文字・語彙・文法)    |     | 読解    |     | 聴解    |     |
|     |        |      | 得点の範囲             | 基準点 | 得点の範囲 | 基準点 | 得点の範囲 | 基準点 |
| N1  | 0~180点 | 100点 | 0~60点             | 19点 | 0~60点 | 19点 | 0~60点 | 19点 |
| N2  | 0~180点 | 90点  | 0~60点             | 19点 | 0~60点 | 19点 | 0~60点 | 19点 |
| N3  | 0~180点 | 95点  | 0~60点             | 19点 | 0~60点 | 19点 | 0~60点 | 19点 |
|     | 得点の範囲  | 合格点  | 言語知識(文字・語彙・文法)・読解 |     |       |     | 聴解    |     |
|     |        |      | 得点の範囲             |     | 基準点   |     | 得点の範囲 | 基準点 |
| N4  | 0~180点 | 90点  | 0~120点            |     | 38点   |     | 0~60点 | 19点 |
| N5  | 0~180点 | 80点  | 0~120点            |     | 38点   |     | 0~60点 | 19点 |

※ 得点は、等化によって得られる尺度得点で表示する。

※ 合格するためには、①総合得点が合格点以上であること、②各得点区分の得点が基準点以上であること、の二つが必要である。一つでも基準点に達していない得点区分がある場合は、総合得点がどんなに高くても不合格となる。

Table 3 Overall Pass Marks and Sectional Pass Marks for Each Level

| Level | Total Score     |                    | Scores by Scoring Section                         |                      |                      |                      |                 |                      |
|-------|-----------------|--------------------|---|----------------------|----------------------|----------------------|-----------------|----------------------|
|       | Range of Scores | Overall Pass Marks | Language Knowledge (Vocabulary/Grammar)           |                      | Reading              |                      | Listening       |                      |
|       |                 |                    | Range of Scores                                   | Sectional Pass Marks | Range of Scores      | Sectional Pass Marks | Range of Scores | Sectional Pass Marks |
| N1    | 0~180 points    | 100 points         | 0~60 points                                       | 19 points            | 0~60 points          | 19 points            | 0~60 points     | 19 points            |
| N2    | 0~180 points    | 90 points          | 0~60 points                                       | 19 points            | 0~60 points          | 19 points            | 0~60 points     | 19 points            |
| N3    | 0~180 points    | 95 points          | 0~60 points                                       | 19 points            | 0~60 points          | 19 points            | 0~60 points     | 19 points            |
|       | Range of Scores | Overall Pass Marks | Language Knowledge (Vocabulary/Grammar) & Reading |                      |                      |                      | Listening       |                      |
|       |                 |                    | Range of Scores                                   |                      | Sectional Pass Marks |                      | Range of Scores | Sectional Pass Marks |
| N4    | 0~180 points    | 90 points          | 0~120 points                                      |                      | 38 points            |                      | 0~60 points     | 19 points            |
| N5    | 0~180 points    | 80 points          | 0~120 points                                      |                      | 38 points            |                      | 0~60 points     | 19 points            |

※ JLPT scores are shown as scaled scores that are obtained using the equation method.

※ In order to pass, (1) total score needs to be at or above the overall pass mark and (2) score in each scoring section needs to be at or above the sectional pass mark. If there is even one scoring section where the score is below the sectional pass mark, examinees are determined to have failed, no matter how high the total score he/she might have.

### 合格点の設定について

今の試験の合否判定水準は、統計分析の結果を踏まえ、2009年までの試験(旧試験)の合否判定水準と整合性をもつように設定されています。これにより、旧試験の1級、2級、3級、4級に合格できる日本語能力をもった受験者は、それぞれ今の試験のN1、N2、N4、N5に合格できる日本語能力をもっていると解釈することが可能です。旧試験での対応級が存在しないN3については、旧試験の2級と3級の合否判定水準における日本語能力レベルを統計学的に分析し、旧試験の2級と3級の合否判定水準の間にN3の合格点が収まるように設定されています。

### Setting Passing Points

The passing standard for the current test is based on statistical analysis and designed to match that of the test through 2009 (old test). Examinees able to pass Levels 1, 2, 3 and 4 in the old test are judged to have the Japanese-language proficiency to be able to pass N1, N2, N4 and N5 in the current test. As for N3, there was no corresponding level in the old test, and passing scores for N3 are designed to fall between the passing standards of the old test's Levels 2 and 3, based on statistical analysis of Japanese-language proficiency levels for passing these levels.



## 尺度得点について

2010年から導入された「尺度得点」とは、受験者の日本語能力と試験結果（得点）を、より公平に対応づけるため、共通の尺度（ものさし）に基づいて表示した得点です。尺度得点を利用することで、いつの試験を受験したかにかかわらず、常に同一の基準の下で日本語能力を測定することが可能になります。以下に尺度得点の利点と算出過程について説明します。

### 【尺度得点の利点】

試験問題の難易度を異なる試験の間で完全に一定に保つことは、試験問題作成の過程において専門家による綿密な分析・検討を経たとしても極めて困難です。このため、受験者が正答した問題の配点を単純に加算する「素点」をテスト得点とすると、テスト得点は試験の難易度に依存することになります。受験の時期が異なり、試験問題の難易度が異なっている場合には、同じ日本語能力の受験者であってもそれぞれの試験のテスト得点は同一にはなりません。そのため、素点で受験者の日本語能力を表した場合には、試験問題の難易度に影響を受け、素点が日本語能力の実態を適切に反映しなくなる可能性について考慮しなければなりません。

これに対して「尺度得点」には、「試験の難易度と独立して日本語能力を評価し、統一の尺度に基づいて数値化できる」という、能力測定の方法論上、大変有益な特長があります。この特長により、受験者の日本語能力が同じならば、いつの試験を受験しても、同一のテスト得点を返すことが可能になっています。尺度得点の導入により、同じレベルならば、2つの異なる試験で算出された「尺度得点の差」を「日本語能力の差」として、試験の難易度から独立して解釈することが可能になります。

### 【尺度得点の算出過程】

試験の難易度に依存しないテスト得点（尺度得点）を算出する具体的な手続きは、項目応答理論（Item Response Theory; IRT）という統計的テスト理論に基づいています。この手続きは、正答数に基づいたテスト得点（素点）の算出法とは全く異なります。

尺度得点は、どの問題にどのように解答しているか（正答か誤答か）、すなわち「解答のパターン」によって数理的に決定されます。例えば10問（項目）の試験問題で構成される試験では、最大で1024通り（ $2^{10}$ 通り）の解答パターンが存在します。日本語能力試験の尺度得点算出の過程では、これらの解答パターンに基づいて受験者の日本語能力を、ひとつの得点区分につき0～60点（N4、N5の「言語知識（文字・語彙・文法）・読解」では0～120点）の尺度上に位置付けていきます。10問の場合で最大で1024通りある解答パターン（実際の試験ではもっと多くなります）を61のグループに分類するのですから、互いに異なる解答パターンに対して、同一の尺度得点になる場合も生じてきます。したがって、ある2名の受験者について、互いに正答数や解答パターンは違っていても、尺度得点が同一になる場合もあります。逆に、正答数は同一であっても解答パターンが異なるため、尺度得点が異なる場合もあります。

尺度得点の算出過程に関する詳細については下記の文献を参照してください。

### 【文献】

池田央（1994）『現代テスト理論』朝倉書店

豊田秀樹（2002）『項目反応理論 [入門編] - テストと測定の科学 -』朝倉書店

渡辺直登・野口裕之（編）（1999）『組織心理測定論 - 項目反応理論のフロンティア -』白桃書房

## Scaled Scores

“Scaled scores” that have been adopted in 2010 are based on a common scale in order to make test results (scores) correspond to examinees’ Japanese-language proficiency in a more fair manner. Scaled scores enable measurement of Japanese-language proficiency based on the same consistent standard regardless of when the test is taken. The advantages and calculation method of scaled scores are summarized below.

### 【Advantages of scaled scores】

Perfectly maintaining the level of difficulty of questions among different tests is extremely difficult even if thorough analysis and discussion by experts are conducted during the question design phase. With raw scores, which are obtained simply by adding the allocated points of correctly answered questions, test scores are dependent on the difficulty of exams. When exam timing and difficulty of exam questions differ, test scores will vary for examinees with the same Japanese-language proficiency. Since examinees’ Japanese-language proficiency as expressed in raw scores is affected by the difficulty of exams, it is necessary to consider the possibility that raw scores do not appropriately reflect actual Japanese-language proficiency.

On the other hand, scaled scores hold great benefit for proficiency measurement methodology – “the ability to evaluate Japanese-language proficiency independently from exam difficulty and quantify it based on a standard scale.” This characteristic allows examinees with the same Japanese-language proficiency to receive the same scores regardless of when they take the test. The introduction of scaled scores also allows the “difference in scaled scores” calculated for two different tests to be interpreted separately from exam difficulty as the “difference in Japanese-language proficiency” as long as exams are for the same level.

### 【Calculation method of scaled scores】

Calculation of test scores not affected by the difficulty of exams (scaled scores) is based on a statistical test theory called Item Response Theory (IRT). This is completely different from calculation of raw test scores based on the number of correct answers.

Scaled scores are determined mathematically based on “answering patterns” of how examinees answer particular questions (correctly or incorrectly). For example, a test consisting of 10 questions (items) has a maximum of 1024 answering patterns ( $2^{10}$  patterns). For the scaled-score calculation process for the JLPT, based on these answering patterns Japanese-language proficiency of examinees is positioned on a scale between 0 and 60 points for one scoring section (0-120 points for Language Knowledge [Vocabulary/Grammar]& Reading for N4 and N5). Because the maximum 1024 answering patterns of a test consisting of 10 questions (actual exams have more questions) are categorized into 61 groups, scaled scores sometimes become identical for different answering patterns. Therefore, scaled scores can be identical for two examinees even when the number of questions they correctly answer or their answering pattern does not match. On the other hand, scaled scores may not be identical even though the number of correctly answered questions is the same when answering patterns are different.

For more details on the calculation method of scaled scores, please refer to the following references.

### 【References】

- Ikeda, H. (1994) *Gendai Tesuto Riron [Modern Testing Theory]*. Tokyo: Asakura Publishing.
- Toyoda, H. (2002) *Komoku Hanno Riron Nyumon-hen – Tesuto to Sokutei no Kagaku [Item Response Theory Introduction – Test and Measurement Science]*, Tokyo: Asakura Publishing.
- Watanabe, N. & Noguchi, H. (eds.) (1999) *Soshiki Shinri Sokuteiron – Komoku Hanno Riron no Furontia [Organizational Psychology Measurement Theory – Frontier of Item Response Theory]*, Tokyo: Hakuto-Shobo Publishing Company.

## Ⅱ 2021年第1回日本語能力試験 実施結果

Results of the Japanese-Language Proficiency Test in 2021 (July)

### 1. 応募者数・受験者数・認定者数及び認定率

Applicants, Examinees and Certification Results

|                      |                              | N1             | N2             | N3            | N4            | N5            | 合計 Total       |
|----------------------|------------------------------|----------------|----------------|---------------|---------------|---------------|----------------|
| 国内<br>Japan          | 応募者数<br>Number of applicants | 52,017<br>(0)  | 66,567<br>(0)  | 61,220<br>(0) | 32,975<br>(0) | 3,432<br>(0)  | 216,211<br>(0) |
|                      | 受験者数<br>Number of examinees  | 44,851<br>(0)  | 59,476<br>(0)  | 56,230<br>(0) | 30,060<br>(0) | 3,009<br>(0)  | 193,626<br>(0) |
|                      | 認定者数<br>Number of certified  | 13,401<br>(0)  | 20,584<br>(0)  | 24,655<br>(0) | 14,522<br>(0) | 1,990<br>(0)  | 75,152<br>(0)  |
|                      | 認定率<br>Percentage certified  | 29.9%<br>(0%)  | 34.6%<br>(0%)  | 43.8%<br>(0%) | 48.3%<br>(0%) | 66.1%<br>(0%) | 38.8%<br>(0%)  |
| 海外<br>Overseas       | 応募者数<br>Number of applicants | 58,688<br>(0)  | 60,047<br>(0)  | 27,481<br>(0) | 13,975<br>(0) | 10,969<br>(0) | 171,160<br>(0) |
|                      | 受験者数<br>Number of examinees  | 50,324<br>(0)  | 51,095<br>(0)  | 20,953<br>(0) | 11,014<br>(0) | 8,903<br>(0)  | 142,289<br>(0) |
|                      | 認定者数<br>Number of certified  | 24,115<br>(0)  | 27,597<br>(0)  | 12,463<br>(0) | 6,030<br>(0)  | 6,052<br>(0)  | 76,257<br>(0)  |
|                      | 認定率<br>Percentage certified  | 47.9%<br>(0%)  | 54.0%<br>(0%)  | 59.5%<br>(0%) | 54.7%<br>(0%) | 68.0%<br>(0%) | 53.6%<br>(0%)  |
| 日本・海外<br>合計<br>Total | 応募者数<br>Number of applicants | 110,705<br>(0) | 126,614<br>(0) | 88,701<br>(0) | 46,950<br>(0) | 14,401<br>(0) | 387,371<br>(0) |
|                      | 受験者数<br>Number of examinees  | 95,175<br>(0)  | 110,571<br>(0) | 77,183<br>(0) | 41,074<br>(0) | 11,912<br>(0) | 335,915<br>(0) |
|                      | 認定者数<br>Number of certified  | 37,516<br>(0)  | 48,181<br>(0)  | 37,118<br>(0) | 20,552<br>(0) | 8,042<br>(0)  | 151,409<br>(0) |
|                      | 認定率<br>Percentage certified  | 39.4%<br>(0%)  | 43.6%<br>(0%)  | 48.1%<br>(0%) | 50.0%<br>(0%) | 67.5%<br>(0%) | 45.1%<br>(0%)  |

※注 Notes

1. ( )内は前年同時期の試験の結果を示す。

2. 「受験者数」には、一部の試験科目のみを受験した者の数を含む。

1. Figures in parentheses indicate those in the same time test last year.

2. The number of examinees includes those who took only some of the test sections.

## 2. 実施国・地域別応募者数・受験者数

## Number of Applicants and Examinees by Test Site

| 国・地域名<br>Countries and areas   | 都市名<br>Cities | Cities   | N1        |         | N2     |        | N3     |        | N4     |        | N5     |       | 合計     |         |         |
|--------------------------------|---------------|----------|-----------|---------|--------|--------|--------|--------|--------|--------|--------|-------|--------|---------|---------|
|                                |               |          | 応募者数      | 受験者数    | 応募者数   | 受験者数   | 応募者数   | 受験者数   | 応募者数   | 受験者数   | 応募者数   | 受験者数  | 応募者数   | 受験者数    |         |
|                                |               |          | A         | B       | A      | B      | A      | B      | A      | B      | A      | B     | A      | B       |         |
| 日本<br>Japan                    | 北海道地区         | 北海道      | Hokkaido  | 743     | 634    | 865    | 752    | 1,075  | 945    | 544    | 489    | 36    | 30     | 3,263   | 2,850   |
|                                | 東北地区          | 青森       | Aomori    | 93      | 90     | 126    | 117    | 236    | 232    | 80     | 77     | 6     | 4      | 541     | 520     |
|                                |               | 岩手       | Iwate     | 78      | 71     | 164    | 152    | 322    | 314    | 193    | 178    | 6     | 6      | 763     | 721     |
|                                |               | 宮城       | Miyagi    | 495     | 395    | 921    | 785    | 1,014  | 927    | 439    | 389    | 26    | 18     | 2,895   | 2,514   |
|                                |               | 秋田       | Akita     | 56      | 52     | 75     | 73     | 144    | 140    | 83     | 79     | 10    | 10     | 368     | 354     |
|                                |               | 山形       | Yamagata  | 90      | 83     | 99     | 90     | 220    | 208    | 123    | 120    | 5     | 5      | 537     | 506     |
|                                |               | 福島       | Fukushima | 134     | 127    | 362    | 346    | 455    | 433    | 247    | 224    | 28    | 28     | 1,226   | 1,158   |
|                                |               | 関東地区     | 茨城        | Ibaraki | 431    | 348    | 919    | 839    | 1,127  | 1,047  | 945    | 852   | 86     | 78      | 3,508   |
|                                | 栃木            | Tochigi  | 334       | 290     | 649    | 599    | 782    | 740    | 424    | 389    | 41     | 37    | 2,230  | 2,055   |         |
|                                | 群馬            | Gunma    | 513       | 468     | 1,300  | 1,201  | 1,725  | 1,621  | 1,013  | 938    | 75     | 70    | 4,626  | 4,298   |         |
|                                | 埼玉            | Saitama  | 0         | 0       | 3,858  | 3,479  | 3,035  | 2,781  | 1,546  | 1,400  | 158    | 136   | 8,597  | 7,796   |         |
|                                | 千葉            | Chiba    | 3,057     | 2,687   | 3,937  | 3,558  | 3,033  | 2,736  | 1,327  | 1,178  | 149    | 134   | 11,503 | 10,293  |         |
|                                | 東京            | Tokyo    | 21,921    | 18,315  | 16,836 | 13,904 | 7,435  | 6,596  | 3,377  | 2,947  | 740    | 606   | 50,309 | 42,368  |         |
|                                | 神奈川           | Kanagawa | 3,505     | 2,992   | 3,726  | 3,328  | 2,596  | 2,381  | 1,549  | 1,385  | 322    | 264   | 11,698 | 10,350  |         |
|                                | 甲信越地区         | 新潟       | Niigata   | 319     | 282    | 414    | 384    | 533    | 495    | 287    | 252    | 25    | 19     | 1,578   | 1,432   |
|                                | 北陸地区          | 富山       | Toyama    | 219     | 204    | 305    | 287    | 596    | 563    | 511    | 479    | 59    | 58     | 1,690   | 1,591   |
|                                |               | 石川       | Ishikawa  | 282     | 255    | 364    | 328    | 1,025  | 938    | 466    | 445    | 45    | 42     | 2,182   | 2,008   |
|                                |               | 福井       | Fukui     | 143     | 132    | 194    | 181    | 0      | 0      | 275    | 248    | 16    | 15     | 628     | 576     |
|                                | 甲信越地区         | 山梨       | Yamanashi | 263     | 240    | 250    | 231    | 252    | 238    | 172    | 153    | 12    | 12     | 949     | 874     |
|                                |               | 長野       | Nagano    | 217     | 206    | 533    | 511    | 819    | 762    | 491    | 454    | 11    | 10     | 2,071   | 1,943   |
|                                | 東海地区          | 岐阜       | Gifu      | 329     | 306    | 824    | 794    | 1,303  | 1,217  | 900    | 809    | 91    | 89     | 3,447   | 3,215   |
|                                |               | 静岡       | Shizuoka  | 791     | 736    | 1,911  | 1,777  | 2,340  | 2,200  | 1,262  | 1,144  | 165   | 147    | 6,469   | 6,004   |
|                                |               | 愛知       | Aichi     | 2,819   | 2,519  | 5,093  | 4,688  | 6,372  | 5,455  | 3,687  | 3,310  | 345   | 293    | 18,316  | 16,265  |
|                                |               | 三重       | Mie       | 230     | 213    | 544    | 517    | 1,373  | 1,268  | 667    | 627    | 62    | 56     | 2,876   | 2,681   |
|                                | 近畿地区          | 滋賀       | Shiga     | 858     | 692    | 824    | 749    | 793    | 730    | 523    | 498    | 42    | 36     | 3,040   | 2,705   |
|                                |               | 京都       | Kyoto     | 1,681   | 1,394  | 1,612  | 1,432  | 1,137  | 1,063  | 625    | 551    | 33    | 30     | 5,088   | 4,470   |
|                                |               | 大阪       | Osaka     | 4,822   | 4,224  | 5,255  | 4,830  | 4,484  | 4,176  | 2,333  | 2,137  | 187   | 166    | 17,081  | 15,533  |
|                                |               | 兵庫       | Hyogo     | 1,805   | 1,647  | 2,598  | 2,389  | 2,461  | 2,270  | 1,319  | 1,217  | 123   | 117    | 8,306   | 7,640   |
|                                |               | 奈良       | Nara      | 176     | 159    | 970    | 869    | 853    | 797    | 293    | 273    | 10    | 10     | 2,302   | 2,108   |
|                                | 中国地区          | 和歌山      | Wakayama  | 111     | 103    | 155    | 148    | 227    | 223    | 98     | 89     | 4     | 4      | 595     | 567     |
|                                |               | 鳥取       | Tottori   | 57      | 54     | 95     | 93     | 185    | 178    | 93     | 87     | 4     | 2      | 434     | 414     |
|                                |               | 島根       | Shimane   | 71      | 65     | 148    | 137    | 217    | 209    | 110    | 103    | 31    | 29     | 577     | 543     |
|                                |               | 岡山       | Okayama   | 707     | 645    | 1,308  | 1,213  | 1,433  | 1,315  | 727    | 668    | 41    | 40     | 4,216   | 3,881   |
|                                |               | 広島       | Hiroshima | 681     | 610    | 1,153  | 1,065  | 1,876  | 1,761  | 869    | 814    | 43    | 37     | 4,622   | 4,287   |
|                                | 四国地区          | 山口       | Yamaguchi | 143     | 129    | 769    | 719    | 495    | 472    | 329    | 314    | 14    | 14     | 1,750   | 1,648   |
|                                |               | 徳島       | Tokushima | 106     | 97     | 184    | 173    | 190    | 178    | 114    | 113    | 12    | 12     | 606     | 573     |
|                                |               | 香川       | Kagawa    | 186     | 172    | 393    | 372    | 605    | 560    | 391    | 372    | 53    | 52     | 1,628   | 1,528   |
|                                |               | 愛媛       | Ehime     | 145     | 130    | 303    | 291    | 505    | 486    | 214    | 204    | 31    | 30     | 1,198   | 1,141   |
|                                |               | 高知       | Kochi     | 85      | 79     | 143    | 127    | 203    | 186    | 82     | 71     | 13    | 10     | 526     | 473     |
|                                | 九州地区          | 福岡       | Fukuoka   | 2,016   | 1,825  | 3,954  | 3,712  | 3,989  | 3,803  | 1,840  | 1,706  | 104   | 98     | 11,903  | 11,144  |
|                                |               | 佐賀       | Saga      | 305     | 283    | 0      | 0      | 399    | 387    | 366    | 351    | 5     | 5      | 1,075   | 1,026   |
|                                |               | 長崎       | Nagasaki  | 4       | 4      | 307    | 293    | 378    | 363    | 325    | 308    | 31    | 31     | 1,045   | 999     |
|                                |               | 熊本       | Kumamoto  | 187     | 174    | 466    | 447    | 738    | 719    | 508    | 485    | 17    | 17     | 1,916   | 1,842   |
|                                |               | 大分       | Oita      | 302     | 280    | 488    | 448    | 476    | 446    | 297    | 272    | 30    | 27     | 1,593   | 1,473   |
|                                |               | 宮崎       | Miyazaki  | 96      | 67     | 291    | 214    | 383    | 362    | 266    | 248    | 17    | 15     | 1,053   | 906     |
|                                |               | 鹿児島      | Kagoshima | 182     | 163    | 313    | 295    | 622    | 593    | 254    | 240    | 20    | 17     | 1,391   | 1,308   |
|                                | 沖縄地区          | 沖縄       | Okinawa   | 229     | 210    | 569    | 539    | 759    | 716    | 391    | 373    | 48    | 43     | 1,996   | 1,881   |
| 国内計 Total (Japan)              |               |          |           | 52,017  | 44,851 | 66,567 | 59,476 | 61,220 | 56,230 | 32,975 | 30,060 | 3,432 | 3,009  | 216,211 | 193,626 |
| 47都道府県 47 prefectures in Japan |               |          |           |         |        |        |        |        |        |        |        |       |        |         |         |

A: Number of applicants B: Number of examinees

※注 Notes

「受験者数」には、一部の試験科目のみを受験した者の数を含む。

The number of examinees includes those who took only some of the test sections.

| 国・地域名<br>Countries and areas | 都市名<br>Cities | Cities       | N1     |        | N2     |        | N3     |        | N4     |       | N5    |       | 合計      |         |
|------------------------------|---------------|--------------|--------|--------|--------|--------|--------|--------|--------|-------|-------|-------|---------|---------|
|                              |               |              | 応募者数   | 受験者数   | 応募者数   | 受験者数   | 応募者数   | 受験者数   | 応募者数   | 受験者数  | 応募者数  | 受験者数  | 応募者数    | 受験者数    |
|                              |               |              | A      | B      | A      | B      | A      | B      | A      | B     | A     | B     | A       | B       |
| 韓国<br>Korea                  | ソウル           | Seoul        | 7,628  | 6,160  | 5,532  | 4,213  | 5,045  | 3,394  | 1,564  | 1,066 | 600   | 463   | 20,369  | 15,296  |
|                              | 釜山            | Busan        | 1,452  | 1,159  | 1,092  | 799    | 953    | 671    | 214    | 142   | 129   | 90    | 3,840   | 2,861   |
|                              | 全州            | Jeonju       | 339    | 294    | 200    | 179    | 200    | 151    | 78     | 59    | 53    | 39    | 870     | 722     |
|                              | 済州            | Jeju         | 162    | 135    | 131    | 104    | 101    | 74     | 29     | 17    | 25    | 17    | 448     | 347     |
|                              | 仁川            | Incheon      | 599    | 508    | 521    | 435    | 379    | 274    | 335    | 227   | 0     | 0     | 1,834   | 1,444   |
|                              | 水原            | Suwon        | 502    | 425    | 440    | 360    | 303    | 224    | 252    | 182   | 0     | 0     | 1,497   | 1,191   |
|                              | 城南            | Seongnam     | 500    | 418    | 399    | 331    | 400    | 277    | 0      | 0     | 0     | 0     | 1,299   | 1,026   |
|                              | 安養            | Anyang       | 540    | 445    | 500    | 382    | 399    | 300    | 0      | 0     | 0     | 0     | 1,439   | 1,127   |
|                              | 天安            | Cheonan      | 300    | 246    | 226    | 195    | 0      | 0      | 0      | 0     | 0     | 0     | 526     | 441     |
|                              | 清州            | Cheongju     | 447    | 345    | 404    | 299    | 141    | 102    | 80     | 58    | 40    | 32    | 1,112   | 836     |
|                              | 大田            | Daejeon      | 399    | 345    | 322    | 265    | 220    | 159    | 159    | 110   | 60    | 45    | 1,160   | 924     |
|                              | 光州            | Gwangju      | 441    | 383    | 339    | 280    | 226    | 180    | 100    | 70    | 40    | 24    | 1,146   | 937     |
|                              | 春川            | Chuncheon    | 194    | 152    | 119    | 93     | 99     | 64     | 38     | 31    | 20    | 15    | 470     | 355     |
|                              | 高陽            | Goyang       | 580    | 496    | 619    | 486    | 0      | 0      | 0      | 0     | 0     | 0     | 1,199   | 982     |
|                              | 富川            | Bucheon      | 400    | 328    | 300    | 247    | 300    | 213    | 0      | 0     | 0     | 0     | 1,000   | 788     |
|                              | 原州            | Wonju        | 101    | 85     | 100    | 80     | 100    | 74     | 39     | 31    | 40    | 23    | 380     | 293     |
|                              | 金海            | Gimhae       | 153    | 129    | 150    | 111    | 116    | 87     | 32     | 22    | 0     | 0     | 451     | 349     |
|                              | 梁山            | Yangsan      | 91     | 79     | 72     | 53     | 86     | 57     | 26     | 21    | 0     | 0     | 275     | 210     |
|                              | 大邱            | Daegu        | 962    | 756    | 771    | 591    | 656    | 458    | 131    | 91    | 98    | 72    | 2,618   | 1,968   |
|                              | 亀尾            | Gumi         | 117    | 99     | 99     | 81     | 142    | 96     | 44     | 24    | 0     | 0     | 402     | 300     |
| 昌原                           | Changwon      | 265          | 211    | 251    | 192    | 178    | 121    | 68     | 50     | 0     | 0     | 762   | 574     |         |
| 晋州                           | Jinju         | 96           | 76     | 112    | 84     | 72     | 46     | 45     | 34     | 0     | 0     | 325   | 240     |         |
| 蔚山                           | Ulsan         | 249          | 202    | 211    | 168    | 186    | 137    | 62     | 45     | 0     | 0     | 708   | 552     |         |
| 浦項                           | Pohang        | 117          | 100    | 109    | 85     | 77     | 57     | 32     | 25     | 0     | 0     | 335   | 267     |         |
|                              | 韓国計 Total     |              | 16,634 | 13,576 | 13,019 | 10,113 | 10,379 | 7,216  | 3,328  | 2,305 | 1,105 | 820   | 44,465  | 34,030  |
| 中国<br>China                  | 北京            | Beijing      | 2,598  | 2,275  | 2,941  | 2,477  | 297    | 223    | 47     | 38    | 48    | 38    | 5,931   | 5,051   |
|                              | 上海            | Shanghai     | 3,365  | 2,984  | 4,350  | 3,724  | 1,590  | 1,252  | 300    | 242   | 300   | 258   | 9,905   | 8,460   |
|                              | 長春            | Changchun    | 486    | 457    | 483    | 435    | 0      | 0      | 0      | 0     | 0     | 0     | 969     | 892     |
|                              | 大連            | Dalian       | 3,179  | 2,904  | 4,041  | 3,739  | 545    | 452    | 78     | 64    | 67    | 50    | 7,910   | 7,209   |
|                              | 瀋陽            | Shenyang     | 1,122  | 1,019  | 1,334  | 1,202  | 487    | 415    | 274    | 220   | 169   | 120   | 3,386   | 2,976   |
|                              | 天津            | Tianjin      | 1,020  | 933    | 884    | 810    | 330    | 275    | 149    | 115   | 120   | 95    | 2,503   | 2,228   |
|                              | ハルビン          | Haerbin      | 808    | 733    | 839    | 772    | 0      | 0      | 0      | 0     | 0     | 0     | 1,647   | 1,505   |
|                              | 西安            | Xian         | 2,640  | 2,290  | 2,542  | 2,211  | 896    | 735    | 200    | 166   | 100   | 86    | 6,378   | 5,488   |
|                              | 重慶            | Chongqing    | 1,245  | 1,068  | 858    | 732    | 304    | 231    | 76     | 64    | 38    | 30    | 2,521   | 2,125   |
|                              | 済南            | Jinan        | 888    | 799    | 899    | 826    | 509    | 404    | 469    | 378   | 437   | 342   | 3,202   | 2,749   |
|                              | 杭州            | Hangzhou     | 2,666  | 2,300  | 2,487  | 2,115  | 239    | 176    | 197    | 140   | 100   | 77    | 5,689   | 4,808   |
|                              | フフホト          | Huhehaote    | 420    | 362    | 499    | 442    | 180    | 139    | 60     | 38    | 37    | 26    | 1,196   | 1,007   |
|                              | 蘇州            | Suzhou       | 1,196  | 1,050  | 1,198  | 1,044  | 500    | 407    | 450    | 385   | 447   | 354   | 3,791   | 3,240   |
|                              | 長沙            | Changsha     | 853    | 747    | 1,317  | 1,154  | 337    | 270    | 176    | 136   | 164   | 114   | 2,847   | 2,421   |
|                              | 成都            | Chengdu      | 276    | 244    | 705    | 616    | 0      | 0      | 0      | 0     | 0     | 0     | 981     | 860     |
|                              | 南京            | Nanjing      | 629    | 531    | 420    | 348    | 0      | 0      | 0      | 0     | 0     | 0     | 1,049   | 879     |
|                              | 合肥            | Hefei        | 419    | 366    | 390    | 345    | 120    | 94     | 0      | 0     | 0     | 0     | 929     | 805     |
|                              | 南昌            | Nanchang     | 1,469  | 1,282  | 1,474  | 1,315  | 523    | 413    | 0      | 0     | 0     | 0     | 3,466   | 3,010   |
|                              | 石家荘           | Shijiazhuang | 449    | 394    | 450    | 414    | 45     | 37     | 45     | 32    | 0     | 0     | 989     | 877     |
|                              | 太原            | Taiyuan      | 597    | 533    | 679    | 591    | 300    | 220    | 150    | 112   | 73    | 51    | 1,799   | 1,507   |
|                              | 寧波            | Ningbo       | 1,296  | 1,129  | 1,788  | 1,550  | 1,190  | 915    | 399    | 305   | 300   | 213   | 4,973   | 4,112   |
|                              | 無錫            | Wuxi         | 1,048  | 903    | 1,339  | 1,149  | 300    | 257    | 300    | 260   | 299   | 238   | 3,286   | 2,807   |
|                              | 貴陽            | Guiyang      | 299    | 255    | 388    | 340    | 208    | 154    | 89     | 67    | 60    | 50    | 1,044   | 866     |
|                              | 南寧            | Nanning      | 1,044  | 874    | 1,120  | 925    | 377    | 281    | 89     | 57    | 43    | 31    | 2,673   | 2,168   |
|                              | イ坊            | Weifang      | 0      | 0      | 210    | 183    | 90     | 80     | 0      | 0     | 0     | 0     | 300     | 263     |
|                              | 揚州            | Yangzhou     | 2,490  | 2,103  | 2,494  | 2,162  | 1,496  | 1,181  | 498    | 415   | 497   | 353   | 7,475   | 6,214   |
|                              | 昆明            | Kunming      | 539    | 463    | 625    | 529    | 120    | 86     | 60     | 38    | 30    | 20    | 1,374   | 1,136   |
|                              | 海口            | Haikou       | 353    | 288    | 529    | 419    | 166    | 119    | 53     | 33    | 27    | 17    | 1,128   | 876     |
|                              | 蘭州            | Lanzhou      | 269    | 227    | 269    | 239    | 120    | 93     | 60     | 40    | 60    | 42    | 778     | 641     |
|                              | 保定            | Baoding      | 2,059  | 1,749  | 1,732  | 1,465  | 691    | 508    | 300    | 205   | 230   | 161   | 5,012   | 4,088   |
|                              | 南通            | Nantong      | 509    | 443    | 809    | 698    | 540    | 434    | 300    | 254   | 209   | 143   | 2,367   | 1,972   |
|                              | 福州            | Fuzhou       | 1,949  | 1,628  | 1,936  | 1,635  | 468    | 357    | 283    | 170   | 174   | 105   | 4,810   | 3,895   |
| 紹興                           | Shaoxing      | 878          | 757    | 888    | 782    | 589    | 461    | 120    | 93     | 0     | 0     | 2,475 | 2,093   |         |
| 鄭州                           | Zhengzhou     | 235          | 205    | 231    | 202    | 0      | 0      | 0      | 0      | 0     | 0     | 466   | 407     |         |
| 信陽                           | Xinyang       | 178          | 147    | 180    | 150    | 179    | 133    | 120    | 87     | 0     | 0     | 657   | 517     |         |
|                              | 中国小計 Subtotal |              | 39,471 | 34,442 | 43,328 | 37,740 | 13,736 | 10,802 | 5,342  | 4,154 | 4,029 | 3,014 | 105,906 | 90,152  |
|                              | 香港            | HongKong     | 1,683  | 1,558  | 1,947  | 1,790  | 1,469  | 1,334  | 2,214  | 2,005 | 2,708 | 2,510 | 10,021  | 9,197   |
|                              | マカオ           | Macau        | 140    | 125    | 137    | 119    | 133    | 113    | 65     | 58    | 65    | 57    | 540     | 472     |
|                              | 中国計 Total     |              | 41,294 | 36,125 | 45,412 | 39,649 | 15,338 | 12,249 | 7,621  | 6,217 | 6,802 | 5,581 | 116,467 | 99,821  |
| モンゴル<br>Mongolia             | ウランバートル       | Ulaanbaatar  | 139    | 113    | 231    | 196    | 345    | 293    | 453    | 350   | 545   | 399   | 1,713   | 1,351   |
| 東アジア 計 East Asia Total       |               |              | 58,067 | 49,814 | 58,662 | 49,958 | 26,062 | 19,758 | 11,402 | 8,872 | 8,452 | 6,800 | 162,645 | 135,202 |
| インドネシア<br>Indonesia          | メダン           | Medan        | 11     | 9      | 30     | 23     | 112    | 96     | 546    | 443   | 138   | 110   | 837     | 681     |
|                              | マナド           | Manado       | 9      | 6      | 30     | 15     | 45     | 26     | 160    | 116   | 40    | 22    | 284     | 185     |
|                              | パレンバン         | Palembang    | 1      | 1      | 8      | 7      | 15     | 14     | 41     | 39    | 133   | 124   | 198     | 185     |
|                              | インドネシア計       |              | 21     | 16     | 68     | 45     | 172    | 136    | 747    | 598   | 311   | 256   | 1,319   | 1,051   |
| 東南アジア 計 Southeast Asia Total |               |              | 21     | 16     | 68     | 45     | 172    | 136    | 747    | 598   | 311   | 256   | 1,319   | 1,051   |

A: Number of applicants B: Number of examinees

※注 Notes

「受験者数」には、一部の試験科目のみを受験した者の数を含む。

The number of examinees includes those who took only some of the test sections.

| 国・地域名<br>Countries and areas   | 都市名<br>Cities | Cities           | N1      |        | N2      |         | N3     |        | N4     |        | N5     |        | 合計      |         |
|--|---------------|------------------|---------|--------|---------|---------|--------|--------|--------|--------|--------|--------|---------|---------|
|  |               |                  | 応募者数    | 受験者数   | 応募者数    | 受験者数    | 応募者数   | 受験者数   | 応募者数   | 受験者数   | 応募者数   | 受験者数   | 応募者数    | 受験者数    |
|  |               |                  | A       | B      | A       | B       | A      | B      | A      | B      | A      | B      | A       | B       |
| パキスタン<br>Pakistan  | イスラマバード       | Islamabad        | 2       | 2      | 0       | 0       | 6      | 5      | 60     | 45     | 153    | 120    | 221     | 172     |
| 南アジア 計 South Asia Total  |               |                  | 2       | 2      | 0       | 0       | 6      | 5      | 60     | 45     | 153    | 120    | 221     | 172     |
| オーストラリア<br>Australia   | キャンベラ         | Canberra         | 25      | 19     | 18      | 14      | 25     | 20     | 19     | 14     | 19     | 17     | 106     | 84      |
| ニュージーランド<br>New Zealand  | オークランド        | Auckland         | 19      | 14     | 30      | 24      | 20     | 18     | 24     | 22     | 13     | 13     | 106     | 91      |
|  | ウェリントン        | Wellington       | 5       | 4      | 6       | 5       | 12     | 9      | 16     | 15     | 8      | 7      | 47      | 40      |
|  | ニュージーランド計     |                  |         | 24     | 18      | 36      | 29     | 32     | 27     | 40     | 37     | 21     | 20      | 153     |
| パプアニューギニア<br>Papua New Guinea  | ポートモレスビー      | PortMoresby      | 0       | 0      | 1       | 1       | 0      | 0      | 2      | 2      | 79     | 50     | 82      | 53      |
| 大洋州 計 Oceania Total  |               |                  | 49      | 37     | 55      | 44      | 57     | 47     | 61     | 53     | 119    | 87     | 341     | 268     |
| メキシコ<br>Mexico   | メリダ           | Merida           | 6       | 3      | 11      | 11      | 10     | 9      | 40     | 35     | 41     | 35     | 108     | 93      |
| 中米 計 Central America Total   |               |                  | 6       | 3      | 11      | 11      | 10     | 9      | 40     | 35     | 41     | 35     | 108     | 93      |
| オランダ<br>Netherlands  | ライデン          | Leiden           | 9       | 7      | 31      | 27      | 7      | 6      | 2      | 1      | 4      | 1      | 53      | 42      |
| スペイン<br>Spain  | バルセロナ         | Barcelona        | 14      | 13     | 35      | 31      | 55     | 50     | 74     | 68     | 88     | 76     | 266     | 238     |
|  | マドリード         | Madrid           | 20      | 15     | 57      | 44      | 70     | 60     | 99     | 93     | 184    | 164    | 430     | 376     |
|  | グラナダ          | Granada          | 7       | 5      | 22      | 16      | 37     | 33     | 60     | 54     | 84     | 77     | 210     | 185     |
|  | バレンシア         | Valencia         | 4       | 4      | 26      | 21      | 29     | 25     | 41     | 36     | 60     | 57     | 160     | 143     |
| スペイン計  |               |                  | 45      | 37     | 140     | 112     | 191    | 168    | 274    | 251    | 416    | 374    | 1,066   | 942     |
| ドイツ<br>Germany   | デュッセルドルフ      | Dusseldorf       | 100     | 90     | 203     | 173     | 0      | 0      | 0      | 0      | 0      | 0      | 303     | 263     |
| フランス<br>France   | パリ            | Paris            | 54      | 47     | 148     | 132     | 104    | 93     | 101    | 83     | 92     | 81     | 499     | 436     |
|  | リヨン           | Lyon             | 20      | 19     | 60      | 55      | 54     | 49     | 57     | 51     | 54     | 52     | 245     | 226     |
|  | フランス計         |                  |         | 74     | 66      | 208     | 187    | 158    | 142    | 158    | 134    | 146    | 133     | 744     |
| 西欧 計 Western Europe Total  |               |                  | 228     | 200    | 582     | 499     | 356    | 316    | 434    | 386    | 566    | 508    | 2,166   | 1,909   |
| アゼルバイジャン<br>Azerbaijan   | バクー           | Baku             | 7       | 6      | 15      | 10      | 16     | 14     | 22     | 17     | 39     | 32     | 99      | 79      |
| アルメニア<br>Armenia   | エレバン          | Yerevan          | 5       | 4      | 6       | 6       | 8      | 8      | 19     | 17     | 30     | 27     | 68      | 62      |
| ウズベキスタン<br>Uzbekistan  | タシケント         | Tashkent         | 40      | 38     | 99      | 85      | 140    | 124    | 326    | 281    | 129    | 106    | 734     | 634     |
| キルギス<br>Kyrgyz Republic  | ビシュケク         | Bishkek          | 8       | 7      | 23      | 16      | 55     | 46     | 45     | 37     | 65     | 50     | 196     | 156     |
| ジョージア<br>Georgia   | トビリシ          | Tbilisi          | 2       | 2      | 15      | 12      | 14     | 13     | 45     | 44     | 62     | 56     | 138     | 127     |
| スロベニア<br>Slovenia  | リュブリャナ        | Ljubljana        | 4       | 4      | 15      | 13      | 8      | 7      | 4      | 4      | 12     | 10     | 43      | 38      |
| トルクメニスタン<br>Turkmenistan   | アシガバット        | Ashgabat         | 6       | 5      | 7       | 7       | 11     | 8      | 28     | 15     | 34     | 29     | 86      | 64      |
| ブルガリア<br>Bulgaria  | ソフィア          | Sophia           | 23      | 18     | 57      | 45      | 79     | 63     | 100    | 87     | 140    | 121    | 399     | 334     |
| ポーランド<br>Poland  | ワルシャワ         | Warsaw           | 82      | 67     | 144     | 122     | 121    | 108    | 159    | 137    | 287    | 250    | 793     | 684     |
| ロシア<br>Russia  | ウラジオストク       | Vladivostok      | 28      | 16     | 61      | 49      | 72     | 56     | 90     | 66     | 132    | 98     | 383     | 285     |
|  | サンクトペテルブルク    | Saint-Petersburg | 36      | 28     | 106     | 83      | 152    | 121    | 217    | 171    | 238    | 184    | 749     | 587     |
|  | エカテリンブルク      | Ekaterinburg     | 14      | 13     | 19      | 16      | 48     | 45     | 50     | 47     | 75     | 68     | 206     | 189     |
|  | ロシア計          |                  |         | 78     | 57      | 186     | 148    | 272    | 222    | 357    | 284    | 445    | 350     | 1,338   |
| 東欧 計 Eastern Europe Total  |               |                  | 255     | 208    | 567     | 464     | 724    | 613    | 1,105  | 923    | 1,243  | 1,031  | 3,894   | 3,239   |
| トルコ<br>Turkey  | アンカラ          | Ankara           | 60      | 44     | 100     | 72      | 91     | 66     | 91     | 70     | 70     | 54     | 412     | 306     |
| 中東 計 Middle East Total   |               |                  | 60      | 44     | 100     | 72      | 91     | 66     | 91     | 70     | 70     | 54     | 412     | 306     |
| ガーナ<br>Ghana   | アクラ           | Accra            | 0       | 0      | 2       | 2       | 3      | 3      | 35     | 32     | 14     | 12     | 54      | 49      |
| アフリカ 計 Africa Total  |               |                  | 0       | 0      | 2       | 2       | 3      | 3      | 35     | 32     | 14     | 12     | 54      | 49      |
| 海外計 Total (Overseas)<br>台湾を含む25の国・地域、93都市<br>93 cities in 25 countries / areas |               |                  | 58,688  | 50,324 | 60,047  | 51,095  | 27,481 | 20,953 | 13,975 | 11,014 | 10,969 | 8,903  | 171,160 | 142,289 |
| 合計 Total   |               |                  | 110,705 | 95,175 | 126,614 | 110,571 | 88,701 | 77,183 | 46,950 | 41,074 | 14,401 | 11,912 | 387,371 | 335,915 |

A: Number of applicants B: Number of examinees

※注 Notes

「受験者数」には、一部の試験科目のみを受験した者の数を含む。

The number of examinees includes those who took only some of the test sections.

### 3. 受験上の配慮 Special Testing Accommodations

障害のある受験者について、受験上の配慮を行いました。

Special testing accommodations were provided for people having documented disabilities.

| 障害の内容<br>Case   |  | 国内/海外<br>Japan/<br>Overseas | 受験者数<br>Number of examinees |    |    |    |    | 合計<br>Total  | 主な配慮の内容<br>Specific arrangements   |  |
|---|--|-----------------------------|-----------------------------|----|----|----|----|--|--|--|
|   |  |                             | N1                          | N2 | N3 | N4 | N5 |  |  |  |
| 視覚障害<br>Visual<br>disability  | 重度<br>視覚障害<br>Severe<br>visual<br>disability             | 国内<br>Japan                 | 1                           | 1  | 0  | 0  | 0  | 2  | <ul style="list-style-type: none"> <li>点字による出題、解答<br/>Test paper and answer sheets provided in braille</li> <li>試験時間当たりの解読文字数の調整<br/>Adjustment of the number of braille characters per test hour</li> <li>別室受験 Separate testing room</li> </ul> |  |
|   |  | 海外<br>Overseas              | 0                           | 3  | 0  | 4  | 1  | 8  |  |  |
|   |  | 合計<br>Total                 | 1                           | 4  | 0  | 4  | 1  | 10   |  |  |
|   | 弱視<br>Low vision   | 国内<br>Japan                 | 1                           | 0  | 0  | 0  | 1  | 2  |  | <ul style="list-style-type: none"> <li>問題用紙拡大 Large print test paper</li> <li>試験時間の延長 Extended test time</li> <li>問題用紙への解答 Answers written in test papers</li> <li>拡大鏡の使用 Use of magnifying glasses</li> <li>別室受験 Separate testing room</li> </ul> |
|   |  | 海外<br>Overseas              | 6                           | 5  | 6  | 2  | 2  | 21   |  |  |
|   |  | 合計<br>Total                 | 7                           | 5  | 6  | 2  | 3  | 23   |  |  |
| 聴覚障害<br>Hearing<br>disability   | 聴解科目<br>免除者<br>Exemption<br>from<br>listening<br>section | 国内<br>Japan                 | 1                           | 0  | 0  | 1  | 0  | 2  | <ul style="list-style-type: none"> <li>聴解試験の免除 Listening section exempted</li> <li>補聴器の使用 Use of headphones and hearing aid</li> </ul>   |  |
|   |  | 海外<br>Overseas              | 0                           | 2  | 3  | 0  | 3  | 8  |  |  |
|   |  | 合計<br>Total                 | 1                           | 2  | 3  | 1  | 3  | 10   |  |  |
|   | 難聴<br>Hard of<br>hearing                                 | 国内<br>Japan                 | 2                           | 1  | 2  | 0  | 0  | 5  |  | <ul style="list-style-type: none"> <li>試験時間の延長 Extended test time</li> <li>ヘッドフォン・補聴器の使用 Use of headphones and hearing aid</li> <li>スピーカー前の座席 Seat positioned in front of audio speakers</li> <li>別室受験 Separate testing room</li> </ul>            |
|   |  | 海外<br>Overseas              | 1                           | 1  | 1  | 2  | 1  | 6  |  |  |
|   |  | 合計<br>Total                 | 3                           | 2  | 3  | 2  | 1  | 11   |  |  |
| 運動障害<br>Physical<br>disability  | 国内<br>Japan  | 1                           | 1                           | 0  | 0  | 0  | 2  | <ul style="list-style-type: none"> <li>問題用紙拡大 Large print test paper</li> <li>試験時間の延長 Extended test time</li> <li>問題用紙への解答 Answers written in test papers</li> <li>別室受験 Separate testing room</li> </ul>   |  |  |
|   | 海外<br>Overseas   | 8                           | 2                           | 3  | 3  | 0  | 16 |  |  |  |
|   | 合計<br>Total  | 9                           | 3                           | 3  | 3  | 0  | 18 |  |  |  |
| 発達障害<br>(LD/ADHD/ASD等)<br>Developmental<br>disabilities<br>(LD/ADHD/ASD/others) | 国内<br>Japan  | 0                           | 1                           | 1  | 0  | 0  | 2  |  | <ul style="list-style-type: none"> <li>問題用紙拡大 Large print test paper</li> <li>試験時間の延長 Extended test time</li> <li>問題用紙への解答 Answers written in test papers</li> <li>有色眼鏡の使用 Use of colored glasses</li> <li>別室受験 Separate testing room</li> </ul> |  |
|   | 海外<br>Overseas   | 3                           | 3                           | 5  | 3  | 2  | 16 |  |  |  |
|   | 合計<br>Total  | 3                           | 4                           | 6  | 3  | 2  | 18 |  |  |  |
| その他<br>Others   | 国内<br>Japan  | 2                           | 2                           | 0  | 1  | 0  | 5  | <ul style="list-style-type: none"> <li>点字による出題、解答<br/>Test paper and answer sheets provided in braille</li> <li>試験時間当たりの解読文字数の調整<br/>Adjustment of the number of braille characters per test hour</li> <li>聴解試験の免除 Listening section exempted</li> <li>問題用紙拡大 Large print test paper</li> <li>試験時間の延長 Extended test time</li> <li>問題用紙への解答 Answers written in test papers</li> <li>拡大鏡の使用 Use of magnifying glasses</li> <li>補聴器の使用 Use of hearing aid</li> <li>アシスタントの同席 Presence of assistant</li> <li>スピーカー前の座席 Seat positioned in front of audio speakers</li> <li>別室受験 Separate testing room</li> </ul> |  |  |
|   | 海外<br>Overseas   | 1                           | 0                           | 1  | 0  | 1  | 3  |  |  |  |
|   | 合計<br>Total  | 3                           | 2                           | 1  | 1  | 1  | 8  |  |  |  |
| 合計<br>Total   | 国内<br>Japan  | 8                           | 6                           | 3  | 2  | 1  | 20 |  |  |  |
|   | 海外<br>Overseas   | 19                          | 16                          | 19 | 14 | 10 | 78 |  |  |  |
|   | 合計<br>Total  | 27                          | 22                          | 22 | 16 | 11 | 98 |  |  |  |

## 4. 平均点と標準偏差

## Average Scores and Standard Deviations

| 得点区分<br>Scoring sections   | 国内/海外<br>Japan/<br>Overseas | N1    |      | N2   |      | N3    |      | N4   |      | N5   |      |
|--|-----------------------------|-------|------|------|------|-------|------|------|------|------|------|
|  |                             | 平均点   | 標準偏差 | 平均点  | 標準偏差 | 平均点   | 標準偏差 | 平均点  | 標準偏差 | 平均点  | 標準偏差 |
| 言語知識<br>(文字・語彙・文法)<br>Language Knowledge<br>(Vocabulary/Grammar)                 | 国内<br>Japan                 | 28.1  | 11.7 | 24.8 | 10.4 | 30.5  | 9.9  | -    | -    | -    | -    |
|  | 海外<br>Overseas              | 35.6  | 12.8 | 33.5 | 12.2 | 36.3  | 11.6 | -    | -    | -    | -    |
|  | 合計<br>Total                 | 32.1  | 12.8 | 28.8 | 12.1 | 32.0  | 10.7 | -    | -    | -    | -    |
| 読解<br>Reading  | 国内<br>Japan                 | 23.7  | 14.0 | 23.8 | 10.6 | 27.2  | 8.0  | -    | -    | -    | -    |
|  | 海外<br>Overseas              | 31.2  | 14.5 | 32.3 | 13.2 | 34.4  | 12.0 | -    | -    | -    | -    |
|  | 合計<br>Total                 | 27.7  | 14.7 | 27.7 | 12.7 | 29.1  | 9.8  | -    | -    | -    | -    |
| 言語知識(文字・<br>語彙・文法)・読解<br>Language Knowledge<br>(Vocabulary/Grammar) &<br>Reading | 国内<br>Japan                 | -     | -    | -    | -    | -     | -    | 55.2 | 19.7 | 60.1 | 25.8 |
|  | 海外<br>Overseas              | -     | -    | -    | -    | -     | -    | 63.6 | 25.1 | 64.9 | 28.1 |
|  | 合計<br>Total                 | -     | -    | -    | -    | -     | -    | 57.5 | 21.6 | 63.7 | 27.6 |
| 聴解<br>Listening  | 国内<br>Japan                 | 36.3  | 10.2 | 36.3 | 10.0 | 35.8  | 9.7  | 34.8 | 8.7  | 35.2 | 8.8  |
|  | 海外<br>Overseas              | 34.6  | 12.7 | 33.6 | 13.1 | 36.6  | 13.4 | 33.6 | 11.6 | 34.6 | 10.6 |
|  | 合計<br>Total                 | 35.4  | 11.6 | 35.1 | 11.6 | 36.0  | 10.9 | 34.5 | 9.6  | 34.7 | 10.2 |
| 総合得点<br>Total Score  | 国内<br>Japan                 | 88.2  | 30.3 | 84.9 | 25.4 | 93.5  | 22.9 | 90.0 | 26.0 | 95.2 | 32.3 |
|  | 海外<br>Overseas              | 101.4 | 34.1 | 99.4 | 33.1 | 107.2 | 32.2 | 97.2 | 34.4 | 99.5 | 36.3 |
|  | 合計<br>Total                 | 95.2  | 33.0 | 91.6 | 30.1 | 97.2  | 26.4 | 92.0 | 28.7 | 98.4 | 35.4 |

## 5. 最高点と最低点

## Highest and Lowest Scores

| 得点区分<br>Scoring sections   | 国内/海外<br>Japan/<br>Overseas | N1  |       | N2  |       | N3  |       | N4  |       | N5  |       |
|--|-----------------------------|-----|-------|-----|-------|-----|-------|-----|-------|-----|-------|
|  |                             | 最低点 | 最高点   | 最低点 | 最高点   | 最低点 | 最高点   | 最低点 | 最高点   | 最低点 | 最高点   |
| 言語知識<br>(文字・語彙・文法)<br>Language Knowledge<br>(Vocabulary/Grammar)                 | 国内<br>Japan                 | 0.0 | 60.0  | 0.0 | 60.0  | 0.0 | 60.0  | -   | -     | -   | -     |
|  | 海外<br>Overseas              | 0.0 | 60.0  | 0.0 | 60.0  | 0.0 | 60.0  | -   | -     | -   | -     |
|  | 合計<br>Total                 | 0.0 | 60.0  | 0.0 | 60.0  | 0.0 | 60.0  | -   | -     | -   | -     |
| 読解<br>Reading  | 国内<br>Japan                 | 0.0 | 60.0  | 0.0 | 60.0  | 0.0 | 60.0  | -   | -     | -   | -     |
|  | 海外<br>Overseas              | 0.0 | 60.0  | 0.0 | 60.0  | 0.0 | 60.0  | -   | -     | -   | -     |
|  | 合計<br>Total                 | 0.0 | 60.0  | 0.0 | 60.0  | 0.0 | 60.0  | -   | -     | -   | -     |
| 言語知識(文字・<br>語彙・文法)・読解<br>Language Knowledge<br>(Vocabulary/Grammar) &<br>Reading | 国内<br>Japan                 | -   | -     | -   | -     | -   | -     | 0.0 | 120.0 | 0.0 | 120.0 |
|  | 海外<br>Overseas              | -   | -     | -   | -     | -   | -     | 0.0 | 120.0 | 0.0 | 120.0 |
|  | 合計<br>Total                 | -   | -     | -   | -     | -   | -     | 0.0 | 120.0 | 0.0 | 120.0 |
| 聴解<br>Listening  | 国内<br>Japan                 | 0.0 | 60.0  | 0.0 | 60.0  | 0.0 | 60.0  | 0.0 | 60.0  | 0.0 | 60.0  |
|  | 海外<br>Overseas              | 0.0 | 60.0  | 0.0 | 60.0  | 0.0 | 60.0  | 0.0 | 60.0  | 0.0 | 60.0  |
|  | 合計<br>Total                 | 0.0 | 60.0  | 0.0 | 60.0  | 0.0 | 60.0  | 0.0 | 60.0  | 0.0 | 60.0  |
| 総合得点<br>Total Score  | 国内<br>Japan                 | 0.0 | 180.0 | 0.0 | 180.0 | 0.0 | 180.0 | 0.0 | 180.0 | 0.0 | 180.0 |
|  | 海外<br>Overseas              | 0.0 | 180.0 | 0.0 | 180.0 | 0.0 | 180.0 | 0.0 | 180.0 | 0.0 | 180.0 |
|  | 合計<br>Total                 | 0.0 | 180.0 | 0.0 | 180.0 | 0.0 | 180.0 | 0.0 | 180.0 | 0.0 | 180.0 |

※注 Notes

・「受験者数」は、全ての試験科目を受験した者(全科目受験者)の数。各レベルの全科目受験者数は以下のとおり。

The number of examinees who took all sections for each level are shown in the table below.

|                | N1     | N2      | N3     | N4     | N5     | 合計 Total |
|----------------|--------|---------|--------|--------|--------|----------|
| 国内<br>Japan    | 44,755 | 59,385  | 56,183 | 30,028 | 3,003  | 193,354  |
| 海外<br>Overseas | 50,297 | 51,058  | 20,917 | 11,003 | 8,899  | 142,174  |
| 合計<br>Total    | 95,052 | 110,443 | 77,100 | 41,031 | 11,902 | 335,528  |



## 6. 尺度得点累積分布図

### Cumulative Distribution of Scaled Scores

受験者を尺度得点の低い方から高い方へ昇順に並べることを考えます。このとき、全受験者数に占める任意の得点未満の受験者の割合を求め、これに100を掛けた値を「パーセンタイル順位」と呼びます。パーセンタイル順位を利用することで、受験者集団の中で自分がどの位置にいるかを客観的に把握することができます。

例えば、パーセンタイル順位が20であるならば、受験者集団の中で得点の低い方から数えて20%の位置に、50であるならば受験者集団のちょうど中心に、100であるならば受験者集団のトップに、それぞれ位置づけられると解釈します。

下図は、尺度得点とパーセンタイル順位の対応関係を示しています(累積分布図と呼びます)。このグラフと合否結果通知書に記載されている尺度得点を利用することで、各試験における受験者のパーセンタイル順位を概算することができます。また、尺度得点はいつの試験を受験しても同じ能力であれば同じ得点になるので、このグラフを使って、違う回の試験の得点の分布を比較することが可能です。これにより、各回の試験の受験者集団の傾向について詳細な考察が可能になります。

※2016年第1回(7月)分より「日本語能力試験 結果の概要」に掲載する尺度得点累積分布図については、海外で受験した合格者(聴解免除を除く)の成績証明書に表示されるパーセンタイル順位に即し、今回の試験を含む過去6回分のデータを利用します。

Consider the case in which examinees are sorted in ascending order of scaled scores. Then, the percentage of examinees with a score below any point out of the total number of examinees is calculated, and the value obtained by multiplying the percentage by 100 is called “percentile rank.” The percentile rank allows an individual to objectively understand his or her position among a group of examinees.

For example, from a percentile rank of 20, an individual can infer that his or her position is 20% above the lowest score among a group of examinees. With a percentile rank of 50, he or she is in the middle of the group, while 100 indicates being at the top of the group.

The chart below (called a “cumulative distribution map”) shows the correspondence between scaled scores and percentile ranks. By using this chart and scaled scores given in the Score Report, the percentile rank of examinees in each test can be estimated. In addition, because scaled scores for the same proficiency are the same regardless of when the test is taken, distributions of scores from different test times can be compared using this chart. This enables detailed analysis of tendencies of examinee groups at each testing occasion.

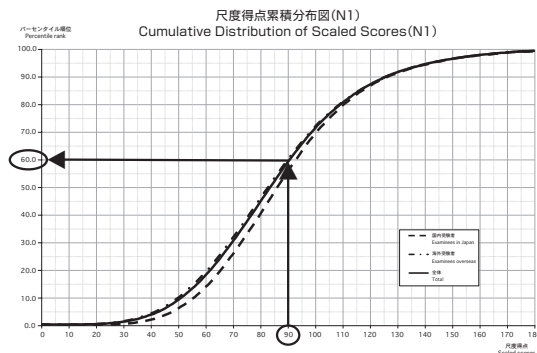
※Starting with the July 2016 issue of the JLPT Summary of the Results, the cumulative distribution of scaled scores uses the data of the six latest tests including this test, in line with the percentile rank indicated on the certificate of examinees who passed the test overseas (excluding those who were exempt from the Listening section).

#### 【グラフの見方】

右のグラフでは、例えば90点をとった受験者のパーセンタイル順位は60です。これは、その人の下に全受験者の60%がいるということを表しています。

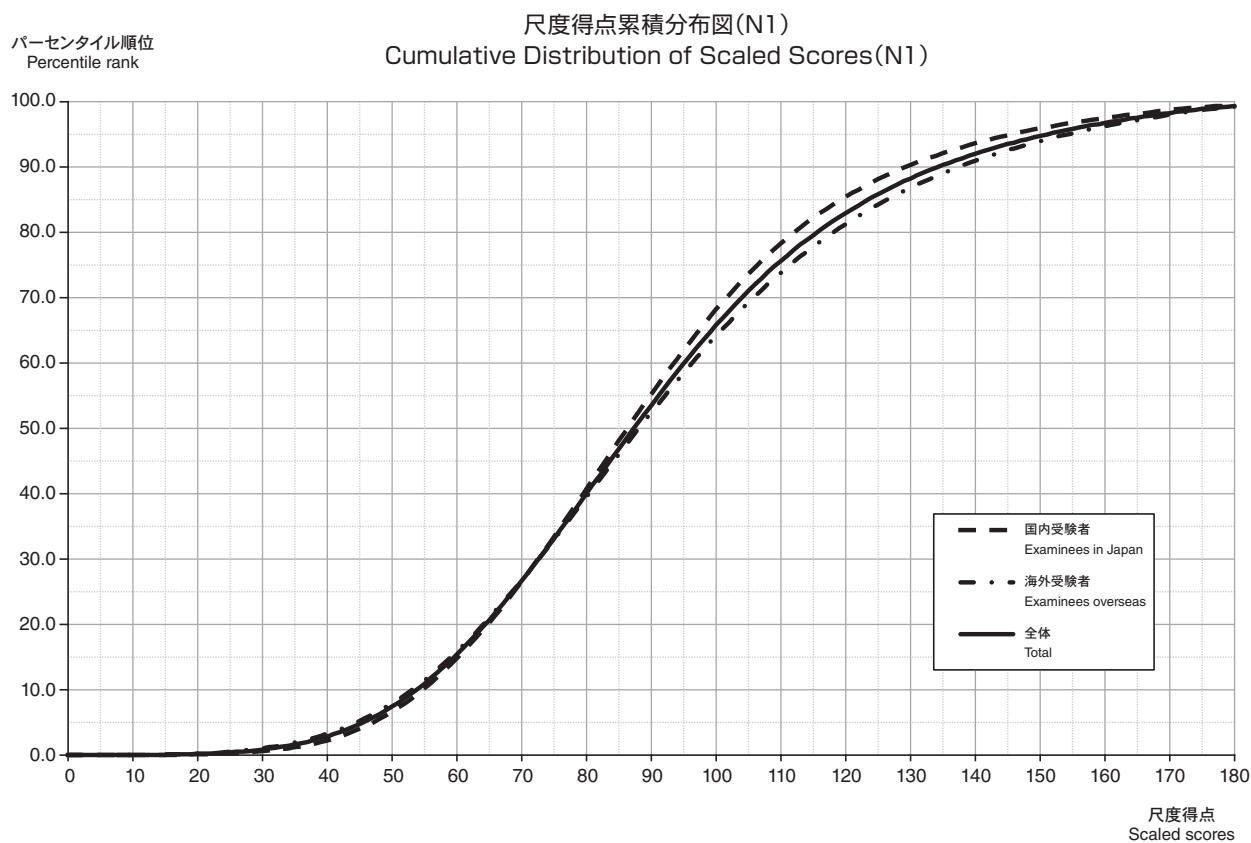
#### 【Interpreting the chart】

The right chart shows, for example, the percentile rank of an examinee with 90 points is 60. This means that 60% of all examinees are under him/her.



#### ※注 Notes

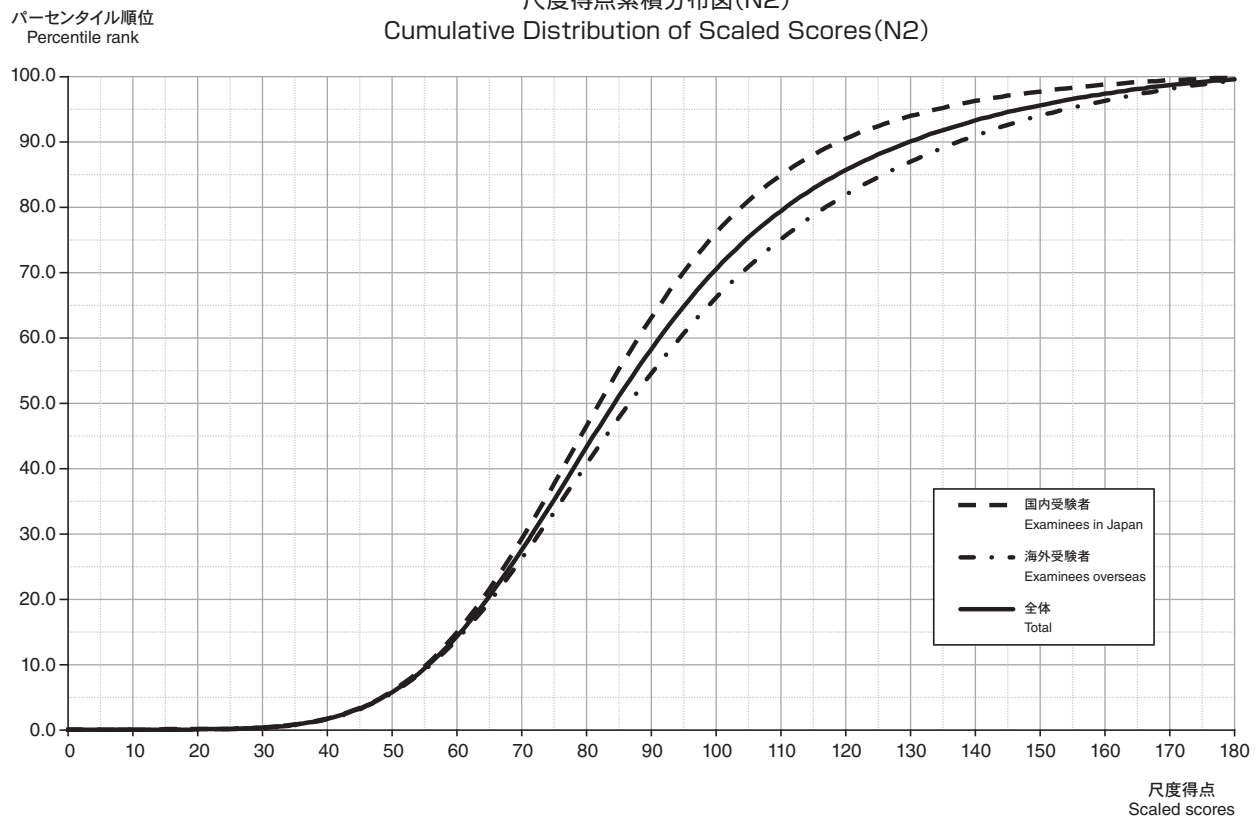
このグラフは、実際の累積分布に当てはめた曲線を示している。  
This chart shows curves fitted to an actual cumulative distribution of scaled scores.



| 尺度得点<br>Scaled scores | パーセンタイル順位 Percentile rank |             |          |
|-----------------------|---------------------------|-------------|----------|
|                       | 国内 Japan                  | 海外 Overseas | 合計 Total |
| 180                   | 99.5                      | 99.2        | 99.3     |
| 175                   | 99.1                      | 98.7        | 98.9     |
| 170                   | 98.7                      | 98.0        | 98.2     |
| 165                   | 98.1                      | 97.1        | 97.5     |
| 160                   | 97.5                      | 96.2        | 96.7     |
| 155                   | 96.7                      | 95.1        | 95.8     |
| 150                   | 95.9                      | 93.9        | 94.7     |
| 145                   | 94.8                      | 92.6        | 93.5     |
| 140                   | 93.6                      | 90.9        | 92.0     |
| 135                   | 92.1                      | 89.0        | 90.3     |
| 130                   | 90.3                      | 86.8        | 88.2     |
| 125                   | 88.1                      | 84.2        | 85.8     |
| 120                   | 85.4                      | 81.2        | 82.9     |
| 115                   | 82.2                      | 77.7        | 79.5     |
| 110                   | 78.3                      | 73.8        | 75.6     |
| 105                   | 73.6                      | 69.2        | 71.0     |
| 100                   | 68.2                      | 64.1        | 65.8     |
| 95                    | 62.0                      | 58.5        | 59.9     |
| 90                    | 55.2                      | 52.4        | 53.5     |
| 85                    | 48.1                      | 46.0        | 46.8     |
| 80                    | 40.7                      | 39.5        | 40.0     |
| 75                    | 33.4                      | 32.9        | 33.1     |
| 70                    | 26.5                      | 26.7        | 26.6     |
| 65                    | 20.2                      | 20.9        | 20.6     |
| 60                    | 14.8                      | 15.8        | 15.4     |
| 55                    | 10.2                      | 11.4        | 10.9     |
| 50                    | 6.6                       | 7.9         | 7.4      |
| 45                    | 4.0                       | 5.2         | 4.7      |
| 40                    | 2.2                       | 3.3         | 2.8      |
| 35                    | 1.2                       | 1.9         | 1.6      |
| 30                    | 0.6                       | 1.0         | 0.8      |
| 25                    | 0.2                       | 0.5         | 0.4      |
| 20                    | 0.1                       | 0.2         | 0.2      |
| 15                    | 0.0                       | 0.1         | 0.0      |
| 10                    | 0.0                       | 0.0         | 0.0      |
| 5                     | 0.0                       | 0.0         | 0.0      |
| 0                     | 0.0                       | 0.0         | 0.0      |

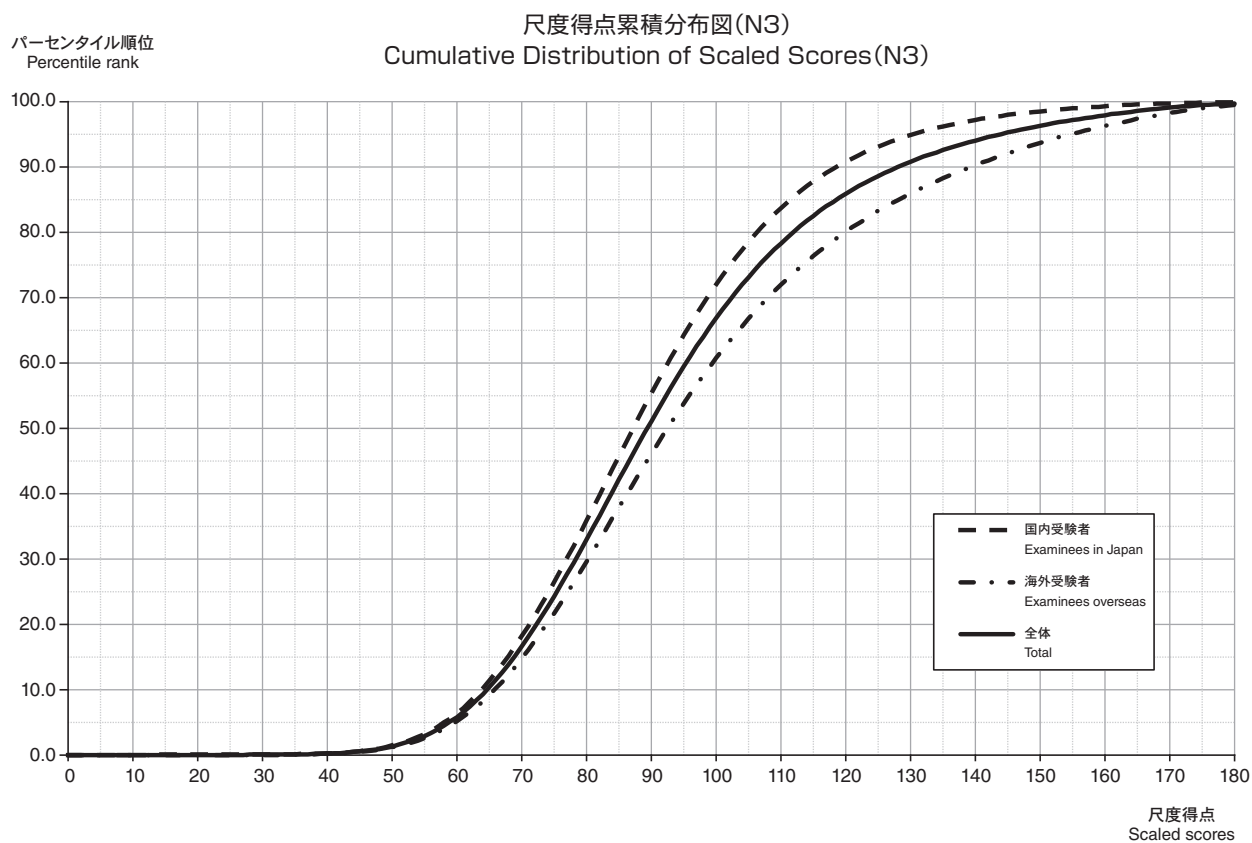
※注 Note グラフは、実際の累積分布に当てはめた曲線を示している。  
The chart shows curves fitted to an actual cumulative distribution of scaled scores.

尺度得点累積分布図(N2)  
Cumulative Distribution of Scaled Scores(N2)



| 尺度得点<br>Scaled scores | パーセンタイル順位 Percentile rank |             |          |
|-----------------------|---------------------------|-------------|----------|
|                       | 国内 Japan                  | 海外 Overseas | 合計 Total |
| 180                   | 99.8                      | 99.3        | 99.6     |
| 175                   | 99.7                      | 98.8        | 99.2     |
| 170                   | 99.5                      | 98.1        | 98.7     |
| 165                   | 99.2                      | 97.3        | 98.1     |
| 160                   | 98.8                      | 96.3        | 97.4     |
| 155                   | 98.3                      | 95.2        | 96.6     |
| 150                   | 97.7                      | 94.0        | 95.6     |
| 145                   | 97.1                      | 92.6        | 94.6     |
| 140                   | 96.3                      | 91.0        | 93.3     |
| 135                   | 95.2                      | 89.1        | 91.8     |
| 130                   | 94.0                      | 87.0        | 90.1     |
| 125                   | 92.4                      | 84.6        | 88.1     |
| 120                   | 90.5                      | 81.9        | 85.7     |
| 115                   | 88.0                      | 78.8        | 82.9     |
| 110                   | 84.9                      | 75.1        | 79.4     |
| 105                   | 81.0                      | 70.9        | 75.4     |
| 100                   | 76.1                      | 66.2        | 70.5     |
| 95                    | 70.1                      | 60.7        | 64.8     |
| 90                    | 63.1                      | 54.6        | 58.3     |
| 85                    | 55.2                      | 47.8        | 51.1     |
| 80                    | 46.5                      | 40.7        | 43.3     |
| 75                    | 37.7                      | 33.3        | 35.2     |
| 70                    | 29.2                      | 26.2        | 27.5     |
| 65                    | 21.5                      | 19.6        | 20.4     |
| 60                    | 14.9                      | 13.8        | 14.3     |
| 55                    | 9.7                       | 9.1         | 9.4      |
| 50                    | 5.9                       | 5.6         | 5.7      |
| 45                    | 3.3                       | 3.1         | 3.2      |
| 40                    | 1.7                       | 1.6         | 1.7      |
| 35                    | 0.8                       | 0.7         | 0.8      |
| 30                    | 0.3                       | 0.3         | 0.3      |
| 25                    | 0.1                       | 0.1         | 0.1      |
| 20                    | 0.1                       | 0.0         | 0.1      |
| 15                    | 0.1                       | 0.0         | 0.0      |
| 10                    | 0.0                       | 0.0         | 0.0      |
| 5                     | 0.0                       | 0.0         | 0.0      |
| 0                     | 0.0                       | 0.0         | 0.0      |

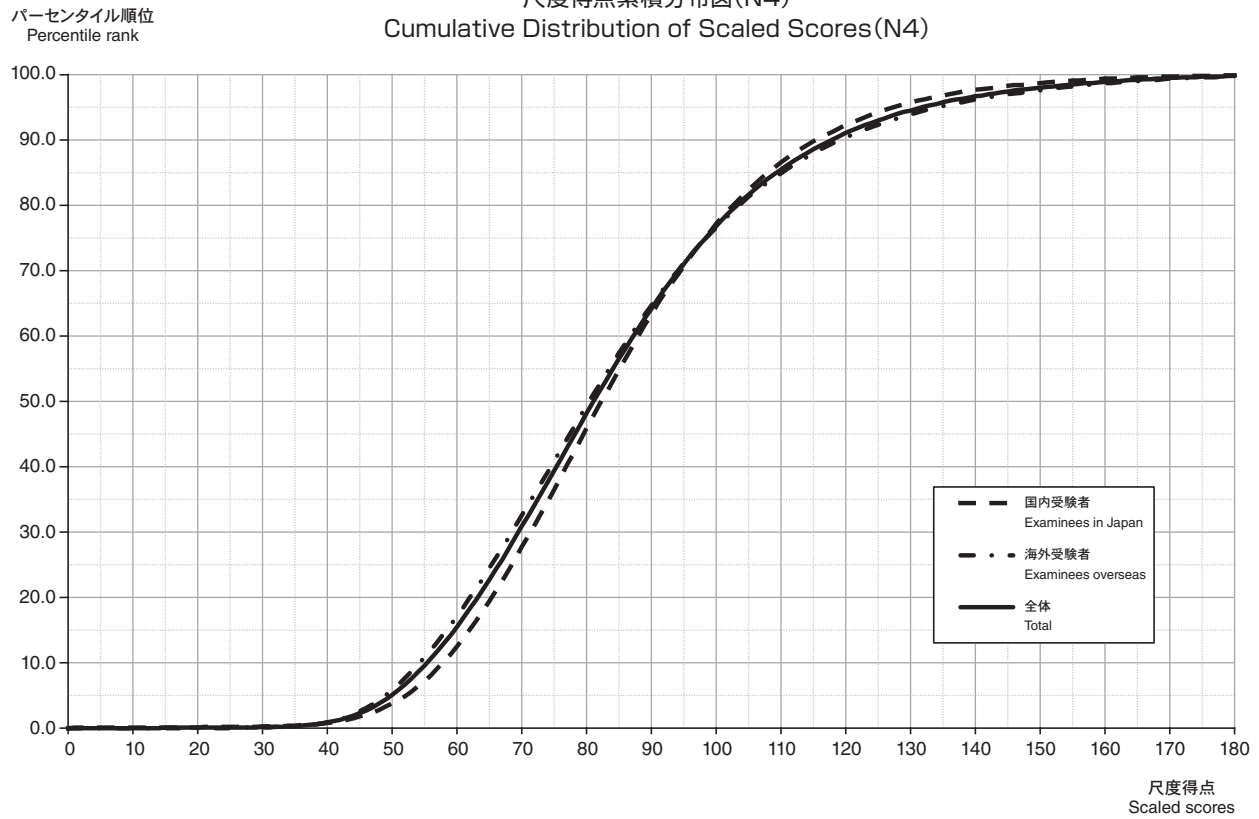
※注 Note グラフは、実際の累積分布に当てはめた曲線を示している。  
The chart shows curves fitted to an actual cumulative distribution of scaled scores.



| 尺度得点<br>Scaled scores | パーセンタイル順位 Percentile rank |             |          |
|-----------------------|---------------------------|-------------|----------|
|                       | 国内 Japan                  | 海外 Overseas | 合計 Total |
| 180                   | 99.9                      | 99.5        | 99.7     |
| 175                   | 99.9                      | 99.0        | 99.5     |
| 170                   | 99.7                      | 98.3        | 99.1     |
| 165                   | 99.6                      | 97.4        | 98.6     |
| 160                   | 99.3                      | 96.3        | 97.9     |
| 155                   | 99.0                      | 95.1        | 97.2     |
| 150                   | 98.5                      | 93.7        | 96.3     |
| 145                   | 98.0                      | 92.1        | 95.3     |
| 140                   | 97.2                      | 90.3        | 94.0     |
| 135                   | 96.2                      | 88.3        | 92.6     |
| 130                   | 94.9                      | 86.0        | 90.8     |
| 125                   | 93.1                      | 83.3        | 88.6     |
| 120                   | 90.8                      | 80.1        | 85.9     |
| 115                   | 87.8                      | 76.4        | 82.5     |
| 110                   | 83.7                      | 72.0        | 78.3     |
| 105                   | 78.5                      | 66.8        | 73.1     |
| 100                   | 72.0                      | 60.8        | 66.9     |
| 95                    | 64.3                      | 53.8        | 59.5     |
| 90                    | 55.4                      | 46.1        | 51.1     |
| 85                    | 45.7                      | 37.9        | 42.2     |
| 80                    | 35.9                      | 29.6        | 33.0     |
| 75                    | 26.5                      | 21.7        | 24.3     |
| 70                    | 18.2                      | 14.8        | 16.6     |
| 65                    | 11.4                      | 9.2         | 10.4     |
| 60                    | 6.4                       | 5.2         | 5.8      |
| 55                    | 3.2                       | 2.6         | 2.9      |
| 50                    | 1.5                       | 1.2         | 1.3      |
| 45                    | 0.6                       | 0.5         | 0.6      |
| 40                    | 0.3                       | 0.2         | 0.2      |
| 35                    | 0.1                       | 0.1         | 0.1      |
| 30                    | 0.1                       | 0.0         | 0.1      |
| 25                    | 0.1                       | 0.0         | 0.0      |
| 20                    | 0.1                       | 0.0         | 0.0      |
| 15                    | 0.1                       | 0.0         | 0.0      |
| 10                    | 0.0                       | 0.0         | 0.0      |
| 5                     | 0.0                       | 0.0         | 0.0      |
| 0                     | 0.0                       | 0.0         | 0.0      |

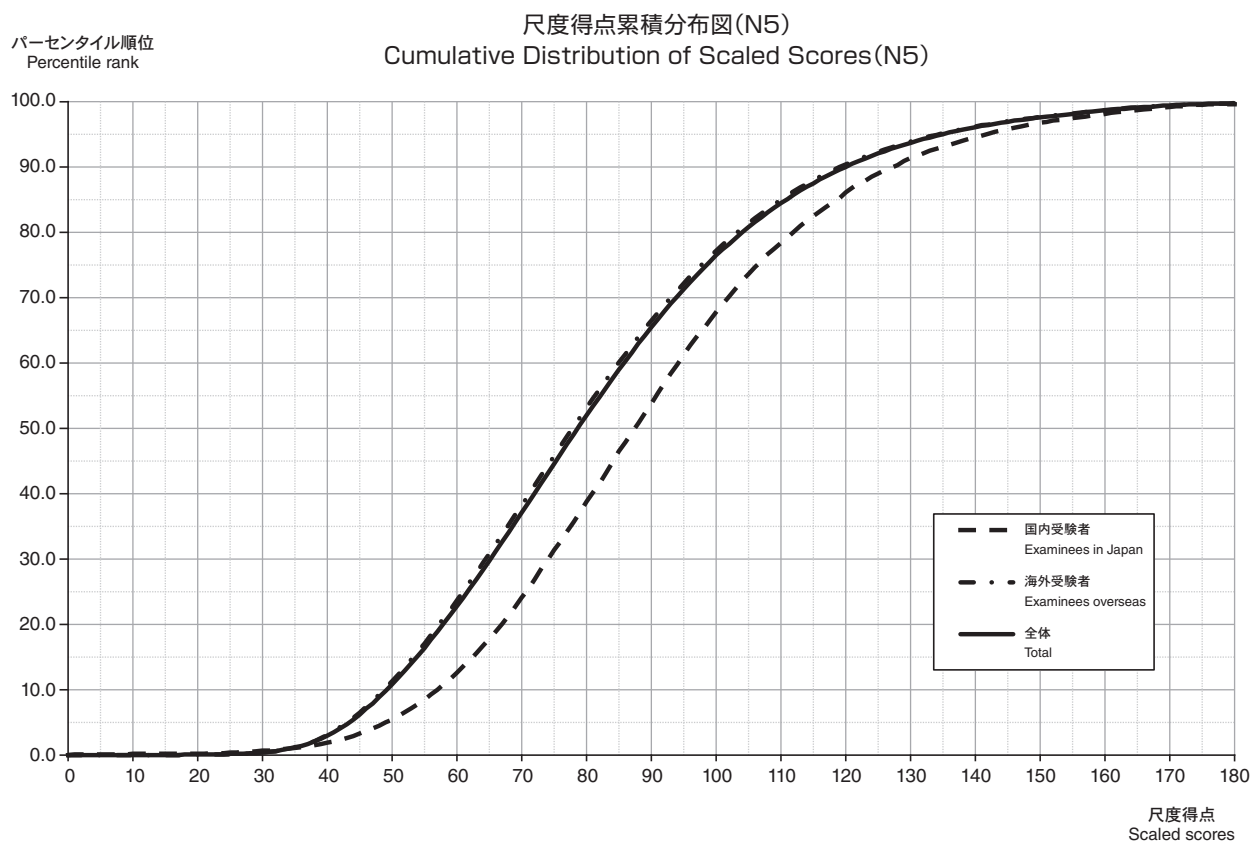
※注 Note グラフは、実際の累積分布に当てはめた曲線を示している。  
The chart shows curves fitted to an actual cumulative distribution of scaled scores.

尺度得点累積分布図(N4)  
Cumulative Distribution of Scaled Scores(N4)



| 尺度得点<br>Scaled scores | パーセンタイル順位 Percentile rank |             |          |
|-----------------------|---------------------------|-------------|----------|
|                       | 国内 Japan                  | 海外 Overseas | 合計 Total |
| 180                   | 99.9                      | 99.7        | 99.8     |
| 175                   | 99.8                      | 99.6        | 99.7     |
| 170                   | 99.7                      | 99.4        | 99.5     |
| 165                   | 99.6                      | 99.0        | 99.2     |
| 160                   | 99.4                      | 98.7        | 98.9     |
| 155                   | 99.1                      | 98.2        | 98.5     |
| 150                   | 98.7                      | 97.6        | 98.0     |
| 145                   | 98.3                      | 97.0        | 97.4     |
| 140                   | 97.7                      | 96.2        | 96.7     |
| 135                   | 96.8                      | 95.2        | 95.8     |
| 130                   | 95.7                      | 93.9        | 94.5     |
| 125                   | 94.2                      | 92.3        | 93.0     |
| 120                   | 92.3                      | 90.4        | 91.1     |
| 115                   | 89.8                      | 87.9        | 88.6     |
| 110                   | 86.6                      | 84.9        | 85.5     |
| 105                   | 82.4                      | 81.3        | 81.6     |
| 100                   | 77.2                      | 76.6        | 76.8     |
| 95                    | 70.7                      | 71.2        | 71.0     |
| 90                    | 63.3                      | 64.7        | 64.2     |
| 85                    | 54.8                      | 57.4        | 56.5     |
| 80                    | 45.9                      | 49.4        | 48.2     |
| 75                    | 36.5                      | 40.9        | 39.4     |
| 70                    | 27.7                      | 32.5        | 30.9     |
| 65                    | 19.4                      | 24.5        | 22.7     |
| 60                    | 12.5                      | 17.1        | 15.5     |
| 55                    | 7.2                       | 10.8        | 9.6      |
| 50                    | 3.8                       | 5.9         | 5.1      |
| 45                    | 1.8                       | 2.6         | 2.3      |
| 40                    | 0.8                       | 0.9         | 0.9      |
| 35                    | 0.4                       | 0.3         | 0.3      |
| 30                    | 0.3                       | 0.1         | 0.2      |
| 25                    | 0.2                       | 0.0         | 0.1      |
| 20                    | 0.1                       | 0.0         | 0.1      |
| 15                    | 0.1                       | 0.0         | 0.1      |
| 10                    | 0.1                       | 0.0         | 0.0      |
| 5                     | 0.1                       | 0.0         | 0.0      |
| 0                     | 0.0                       | 0.0         | 0.0      |

※注 Note グラフは、実際の累積分布に当てはめた曲線を示している。  
The chart shows curves fitted to an actual cumulative distribution of scaled scores.



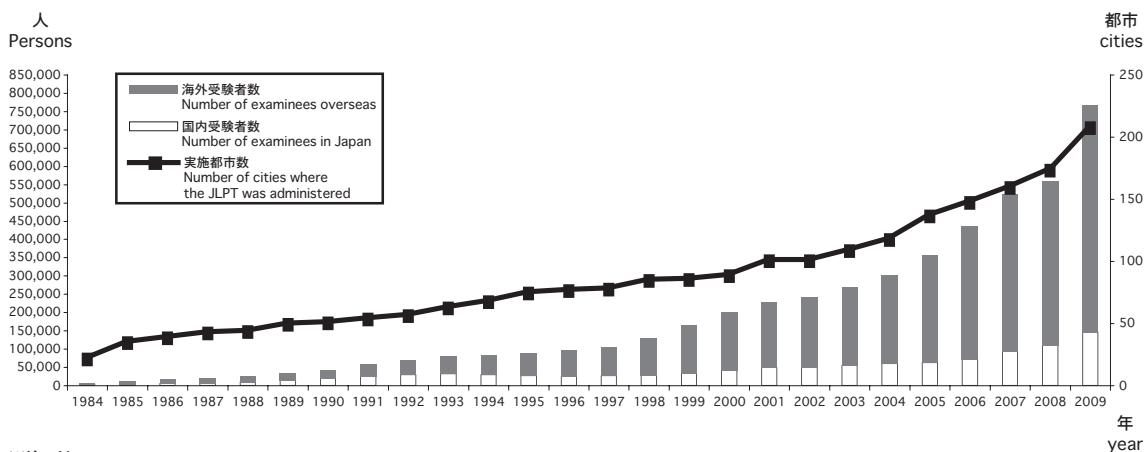
| 尺度得点<br>Scaled scores | パーセンタイル順位 Percentile rank |             |          |
|-----------------------|---------------------------|-------------|----------|
|                       | 国内 Japan                  | 海外 Overseas | 合計 Total |
| 180                   | 99.6                      | 99.8        | 99.7     |
| 175                   | 99.5                      | 99.6        | 99.6     |
| 170                   | 99.2                      | 99.4        | 99.4     |
| 165                   | 98.7                      | 99.1        | 99.1     |
| 160                   | 98.1                      | 98.7        | 98.7     |
| 155                   | 97.5                      | 98.2        | 98.1     |
| 150                   | 96.8                      | 97.7        | 97.6     |
| 145                   | 95.8                      | 97.0        | 96.9     |
| 140                   | 94.6                      | 96.2        | 96.1     |
| 135                   | 93.1                      | 95.2        | 95.0     |
| 130                   | 91.4                      | 93.9        | 93.7     |
| 125                   | 89.0                      | 92.3        | 92.1     |
| 120                   | 86.1                      | 90.4        | 90.0     |
| 115                   | 82.5                      | 88.0        | 87.5     |
| 110                   | 78.4                      | 85.0        | 84.5     |
| 105                   | 73.6                      | 81.4        | 80.8     |
| 100                   | 67.8                      | 77.2        | 76.5     |
| 95                    | 61.3                      | 72.2        | 71.3     |
| 90                    | 53.8                      | 66.5        | 65.5     |
| 85                    | 46.5                      | 60.1        | 59.0     |
| 80                    | 38.8                      | 53.2        | 52.0     |
| 75                    | 31.4                      | 45.8        | 44.6     |
| 70                    | 24.1                      | 38.2        | 37.1     |
| 65                    | 17.8                      | 30.8        | 29.7     |
| 60                    | 12.6                      | 23.7        | 22.8     |
| 55                    | 8.5                       | 17.1        | 16.4     |
| 50                    | 5.4                       | 11.3        | 10.8     |
| 45                    | 3.3                       | 6.5         | 6.2      |
| 40                    | 1.9                       | 3.1         | 3.0      |
| 35                    | 1.1                       | 1.2         | 1.2      |
| 30                    | 0.7                       | 0.4         | 0.4      |
| 25                    | 0.4                       | 0.1         | 0.2      |
| 20                    | 0.2                       | 0.1         | 0.1      |
| 15                    | 0.2                       | 0.0         | 0.0      |
| 10                    | 0.2                       | 0.0         | 0.0      |
| 5                     | 0.1                       | 0.0         | 0.0      |
| 0                     | 0.0                       | 0.0         | 0.0      |

※注 Note グラフは、実際の累積分布に当てはめた曲線を示している。  
The chart shows curves fitted to an actual cumulative distribution of scaled scores.

### Ⅲ 2009年までの実施状況

#### Statistics for the Tests through 2009

| 年<br>Year | 実施回<br>July/December | 実施国・地域数<br>Number of countries and areas | 実施都市数<br>Number of cities | 応募者数<br>Number of applicants |                |             | 受験者数<br>Number of examinees |                |             | 級別受験者数<br>Number of examinees by test level |               |               |               |
|-----------|----------------------|--|---------------------------|------------------------------|----------------|-------------|-----------------------------|----------------|-------------|---|---------------|---------------|---------------|
|           |                      |  |                           | 国内<br>Japan                  | 海外<br>Overseas | 合計<br>Total | 国内<br>Japan                 | 海外<br>Overseas | 合計<br>Total | 1級<br>Level 1                               | 2級<br>Level 2 | 3級<br>Level 3 | 4級<br>Level 4 |
| 1984      |                      | 15                                       | 21                        | 2,849                        | 5,149          | 7,998       | 2,546                       | 4,473          | 7,019       | 2,314                                       | 813           | 1,639         | 2,253         |
| 1985      |                      | 18                                       | 34                        | 4,422                        | 10,344         | 14,766      | 3,912                       | 9,157          | 13,069      | 3,476                                       | 1,730         | 3,242         | 4,621         |
| 1986      |                      | 20                                       | 38                        | 6,208                        | 13,549         | 19,757      | 5,584                       | 11,948         | 17,532      | 5,053                                       | 2,229         | 4,597         | 5,653         |
| 1987      |                      | 21                                       | 42                        | 6,781                        | 17,345         | 24,126      | 6,026                       | 15,214         | 21,240      | 5,931                                       | 3,018         | 5,346         | 6,945         |
| 1988      |                      | 22                                       | 43                        | 10,153                       | 20,509         | 30,662      | 8,996                       | 17,859         | 26,855      | 8,607                                       | 4,471         | 6,272         | 7,505         |
| 1989      |                      | 22                                       | 49                        | 16,551                       | 24,853         | 41,404      | 14,183                      | 21,426         | 35,609      | 14,083                                      | 6,088         | 7,144         | 8,294         |
| 1990      |                      | 22                                       | 50                        | 21,341                       | 28,673         | 50,014      | 18,167                      | 24,620         | 42,787      | 19,189                                      | 7,338         | 7,597         | 8,663         |
| 1991      |                      | 24                                       | 53                        | 28,790                       | 39,854         | 68,644      | 25,032                      | 33,462         | 58,494      | 26,700                                      | 11,388        | 10,128        | 10,278        |
| 1992      |                      | 26                                       | 56                        | 33,222                       | 47,419         | 80,641      | 28,970                      | 39,595         | 68,565      | 31,692                                      | 13,774        | 12,213        | 10,886        |
| 1993      |                      | 29                                       | 62                        | 36,560                       | 58,753         | 95,313      | 32,118                      | 48,595         | 80,713      | 36,076                                      | 16,667        | 14,629        | 13,341        |
| 1994      |                      | 31                                       | 67                        | 32,471                       | 65,155         | 97,626      | 28,672                      | 53,655         | 82,327      | 33,919                                      | 17,531        | 16,269        | 14,608        |
| 1995      |                      | 31                                       | 74                        | 29,771                       | 75,930         | 105,701     | 26,328                      | 61,837         | 88,165      | 33,084                                      | 20,147        | 19,265        | 15,669        |
| 1996      |                      | 32                                       | 76                        | 28,931                       | 85,549         | 114,480     | 25,382                      | 70,758         | 96,140      | 32,847                                      | 23,116        | 22,357        | 17,820        |
| 1997      |                      | 31                                       | 77                        | 30,095                       | 92,865         | 122,960     | 26,623                      | 77,456         | 104,079     | 33,077                                      | 25,944        | 24,637        | 20,421        |
| 1998      |                      | 34                                       | 84                        | 32,912                       | 119,749        | 152,661     | 29,492                      | 100,893        | 130,385     | 40,082                                      | 32,509        | 32,376        | 25,418        |
| 1999      |                      | 34(36)                                   | 85(87)                    | 38,168                       | 157,869        | 196,037     | 34,334                      | 132,241        | 166,575     | 48,684                                      | 42,909        | 43,653        | 31,329        |
| 2000      |                      | 36(37)                                   | 88(89)                    | 45,766                       | 189,231        | 234,997     | 40,786                      | 160,235        | 201,021     | 59,997                                      | 52,580        | 53,062        | 35,382        |
| 2001      |                      | 39                                       | 100                       | 54,891                       | 215,961        | 270,852     | 49,094                      | 178,499        | 227,593     | 73,255                                      | 58,511        | 58,400        | 37,427        |
| 2002      |                      | 39                                       | 100                       | 55,230                       | 230,939        | 286,169     | 48,616                      | 193,715        | 242,331     | 75,528                                      | 67,077        | 62,535        | 37,191        |
| 2003      |                      | 39(40)                                   | 108(109)                  | 60,949                       | 260,038        | 320,987     | 54,024                      | 215,593        | 269,617     | 84,742                                      | 77,324        | 68,208        | 39,343        |
| 2004      |                      | 40(41)                                   | 117(118)                  | 66,169                       | 289,254        | 355,423     | 58,956                      | 243,242        | 302,198     | 95,211                                      | 91,253        | 73,277        | 42,457        |
| 2005      |                      | 45(46)                                   | 136(138)                  | 68,799                       | 351,024        | 419,823     | 61,457                      | 294,787        | 356,244     | 113,225                                     | 111,360       | 82,628        | 49,031        |
| 2006      |                      | 47(49)                                   | 147(150)                  | 81,522                       | 451,667        | 533,189     | 72,880                      | 364,480        | 437,360     | 135,348                                     | 140,868       | 105,072       | 56,072        |
| 2007      |                      | 50(51)                                   | 159(160)                  | 103,259                      | 529,221        | 632,480     | 93,821                      | 430,137        | 523,958     | 153,860                                     | 184,003       | 129,236       | 56,859        |
| 2008      |                      | 52(53)                                   | 173(174)                  | 121,456                      | 538,925        | 660,381     | 109,247                     | 449,809        | 559,056     | 163,224                                     | 195,182       | 140,919       | 59,731        |
| 2009      | 第1回                  | 4  | 90                        | 55,711                       | 234,102        | 289,813     | 51,371                      | 197,370        | 248,741     | 113,682                                     | 135,059       | -             | -             |
|           | 第2回                  | 54(56)                                   | 208(211)                  | 104,091                      | 508,064        | 612,155     | 95,412                      | 423,960        | 519,372     | 156,723                                     | 181,135       | 125,541       | 55,973        |
|           | 合計                   | 54(56)                                   | 208(211)                  | 159,802                      | 742,166        | 901,968     | 146,783                     | 621,330        | 768,113     | 270,405                                     | 316,194       | 125,541       | 55,973        |



※注 Notes

- 「受験者数」には、一部の試験科目のみを受験した者の数を含む。
  - 1997年の実施国・地域数は1996年に比べ1カ所減少しているが、これは香港が中国に返還されたことによる。
  - ( )内の数字は当初予定していた数。
  - 2009年第1回(7月)試験は1級と2級のみ実施。
- The number of examinees includes those who took only some of the test sections.
  - The number of countries and areas in 1997 is lower than in 1996 due to return of Hong Kong to the People's Republic of China.
  - Figures in parentheses indicate the number initially projected at the beginning of the year.
  - For July test in 2009, levels 1 and 2 tests were offered.

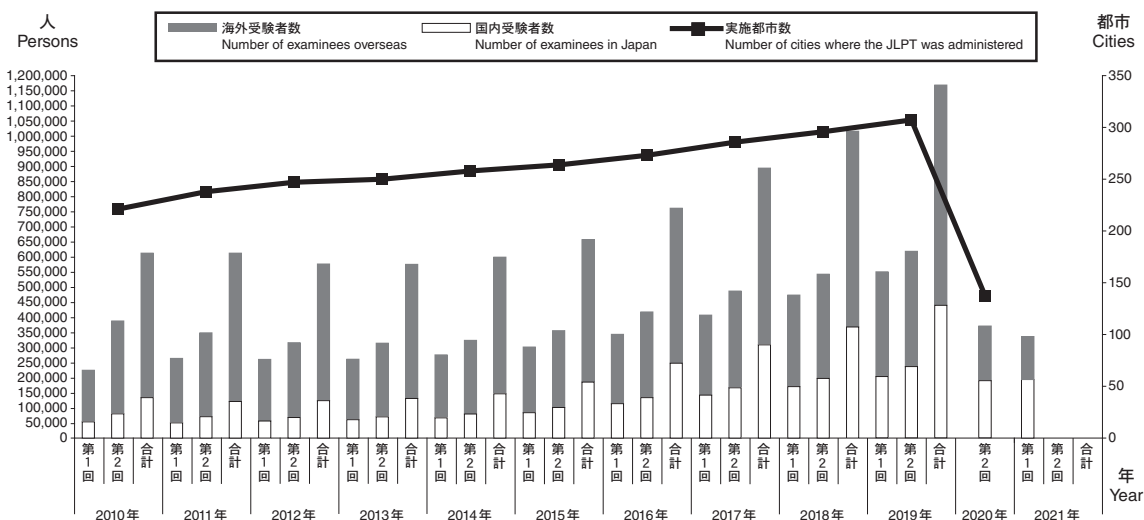
## IV 2010年からの実施状況

## Statistics for the Tests from 2010

| 年<br>Year | 実施回<br>July/December | 国内/海外<br>Japan/<br>Overseas | 実施国・地域数<br>Number of<br>countries and<br>areas | 実施都市数<br>Number of<br>cities | 応募者数<br>Number of<br>applicants | 受験者数<br>Number of<br>examinees | レベル別受験者数<br>Number of examinees by test level |         |         |         |        |
|-----------|----------------------|-----------------------------|--|------------------------------|---------------------------------|--------------------------------|---|---------|---------|---------|--------|
|           |                      |                             |  |                              |                                 |                                | N1  | N2      | N3      | N4      | N5     |
| 2010      | 第1回<br>July          | 国内<br>Japan                 | 1  | 33                           | 57,910                          | 53,101                         | 23,695  | 23,126  | 6,280   | -       | -      |
|           |                      | 海外<br>Overseas              | 13   | 80                           | 203,979                         | 169,912                        | 62,938  | 74,874  | 32,100  | -       | -      |
|           |                      | 合計<br>Total                 | 14   | 113                          | 261,889                         | 223,013                        | 86,633  | 98,000  | 38,380  | -       | -      |
|           | 第2回<br>December      | 国内<br>Japan                 | 1  | 35                           | 86,180                          | 79,682                         | 36,810  | 26,020  | 7,665   | 7,317   | 1,870  |
|           |                      | 海外<br>Overseas              | 57   | 186                          | 355,616                         | 305,277                        | 87,763  | 91,996  | 45,906  | 41,484  | 38,128 |
|           |                      | 合計<br>Total                 | 58   | 221                          | 441,796                         | 384,959                        | 124,573                                       | 118,016 | 53,571  | 48,801  | 39,998 |
|           | 合計<br>Total          | 国内<br>Japan                 | 1  | 35                           | 144,090                         | 132,783                        | 60,505  | 49,146  | 13,945  | 7,317   | 1,870  |
|           |                      | 海外<br>Overseas              | 57   | 186                          | 559,595                         | 475,189                        | 150,701                                       | 166,870 | 78,006  | 41,484  | 38,128 |
|           |                      | 合計<br>Total                 | 58   | 221                          | 703,685                         | 607,972                        | 211,206                                       | 216,016 | 91,951  | 48,801  | 39,998 |
| 2011      | 第1回<br>July          | 国内<br>Japan                 | 1  | 34                           | 53,920                          | 49,957                         | 22,782  | 17,957  | 5,211   | 3,358   | 649    |
|           |                      | 海外<br>Overseas              | 20   | 96                           | 249,956                         | 212,177                        | 76,991  | 79,716  | 29,507  | 15,453  | 10,510 |
|           |                      | 合計<br>Total                 | 21   | 130                          | 303,876                         | 262,134                        | 99,773  | 97,673  | 34,718  | 18,811  | 11,159 |
|           | 第2回<br>December      | 国内<br>Japan                 | 1  | 40                           | 76,061                          | 70,413                         | 33,460  | 21,296  | 7,580   | 6,596   | 1,481  |
|           |                      | 海外<br>Overseas              | 60   | 196                          | 317,461                         | 275,610                        | 88,450  | 82,944  | 41,655  | 33,402  | 29,159 |
|           |                      | 合計<br>Total                 | 61   | 236                          | 393,522                         | 346,023                        | 121,910                                       | 104,240 | 49,235  | 39,998  | 30,640 |
|           | 合計<br>Total          | 国内<br>Japan                 | 1  | 40                           | 129,981                         | 120,370                        | 56,242  | 39,253  | 12,791  | 9,954   | 2,130  |
|           |                      | 海外<br>Overseas              | 61   | 198                          | 567,417                         | 487,787                        | 165,441                                       | 162,660 | 71,162  | 48,855  | 39,669 |
|           |                      | 合計<br>Total                 | 62   | 238                          | 697,398                         | 608,157                        | 221,683                                       | 201,913 | 83,953  | 58,809  | 41,799 |
| 2012      | 第1回<br>July          | 国内<br>Japan                 | 1  | 39                           | 59,850                          | 55,904                         | 24,142  | 18,843  | 6,878   | 5,116   | 925    |
|           |                      | 海外<br>Overseas              | 22   | 103                          | 234,899                         | 202,943                        | 69,082  | 69,418  | 31,942  | 18,590  | 13,911 |
|           |                      | 合計<br>Total                 | 23   | 142                          | 294,749                         | 258,847                        | 93,224  | 88,261  | 38,820  | 23,706  | 14,836 |
|           | 第2回<br>December      | 国内<br>Japan                 | 1  | 42                           | 72,518                          | 67,199                         | 30,296  | 19,612  | 9,422   | 6,562   | 1,307  |
|           |                      | 海外<br>Overseas              | 61   | 201                          | 283,795                         | 246,123                        | 75,250  | 69,790  | 39,763  | 31,620  | 29,700 |
|           |                      | 合計<br>Total                 | 62   | 243                          | 356,313                         | 313,322                        | 105,546                                       | 89,402  | 49,185  | 38,182  | 31,007 |
|           | 合計<br>Total          | 国内<br>Japan                 | 1  | 42                           | 132,368                         | 123,103                        | 54,438  | 38,455  | 16,300  | 11,678  | 2,232  |
|           |                      | 海外<br>Overseas              | 63   | 205                          | 518,694                         | 449,066                        | 144,332                                       | 139,208 | 71,705  | 50,210  | 43,611 |
|           |                      | 合計<br>Total                 | 64   | 247                          | 651,062                         | 572,169                        | 198,770                                       | 177,663 | 88,005  | 61,888  | 45,843 |
| 2013      | 第1回<br>July          | 国内<br>Japan                 | 1  | 42                           | 64,680                          | 60,368                         | 25,117  | 19,712  | 9,337   | 5,297   | 905    |
|           |                      | 海外<br>Overseas              | 21   | 101                          | 230,739                         | 198,962                        | 65,225  | 64,885  | 32,895  | 19,941  | 16,016 |
|           |                      | 合計<br>Total                 | 22   | 143                          | 295,419                         | 259,330                        | 90,342  | 84,597  | 42,232  | 25,238  | 16,921 |
|           | 第2回<br>December      | 国内<br>Japan                 | 1  | 44                           | 75,468                          | 69,463                         | 28,929  | 21,211  | 11,501  | 6,430   | 1,392  |
|           |                      | 海外<br>Overseas              | 63   | 202                          | 279,995                         | 242,282                        | 71,490  | 64,989  | 41,129  | 32,752  | 31,922 |
|           |                      | 合計<br>Total                 | 64   | 246                          | 355,463                         | 311,745                        | 100,419                                       | 86,200  | 52,630  | 39,182  | 33,314 |
|           | 合計<br>Total          | 国内<br>Japan                 | 1  | 44                           | 140,148                         | 129,831                        | 54,046  | 40,923  | 20,838  | 11,727  | 2,297  |
|           |                      | 海外<br>Overseas              | 64   | 206                          | 510,734                         | 441,244                        | 136,715                                       | 129,874 | 74,024  | 52,693  | 47,938 |
|           |                      | 合計<br>Total                 | 65   | 250                          | 650,882                         | 571,075                        | 190,761                                       | 170,797 | 94,862  | 64,420  | 50,235 |
| 2014      | 第1回<br>July          | 国内<br>Japan                 | 1  | 45                           | 71,306                          | 66,382                         | 24,395  | 20,855  | 13,749  | 6,208   | 1,175  |
|           |                      | 海外<br>Overseas              | 23   | 105                          | 240,782                         | 206,961                        | 64,409  | 64,699  | 35,251  | 22,944  | 19,658 |
|           |                      | 合計<br>Total                 | 24   | 150                          | 312,088                         | 273,343                        | 88,804  | 85,554  | 49,000  | 29,152  | 20,833 |
|           | 第2回<br>December      | 国内<br>Japan                 | 1  | 45                           | 86,186                          | 78,836                         | 27,309  | 25,548  | 16,767  | 7,516   | 1,696  |
|           |                      | 海外<br>Overseas              | 65   | 208                          | 283,619                         | 242,503                        | 66,610  | 63,494  | 42,642  | 34,265  | 35,492 |
|           |                      | 合計<br>Total                 | 66   | 253                          | 369,805                         | 321,339                        | 93,919  | 89,042  | 59,409  | 41,781  | 37,188 |
|           | 合計<br>Total          | 国内<br>Japan                 | 1  | 45                           | 157,492                         | 145,218                        | 51,704  | 46,403  | 30,516  | 13,724  | 2,871  |
|           |                      | 海外<br>Overseas              | 66   | 213                          | 524,401                         | 449,464                        | 131,019                                       | 128,193 | 77,893  | 57,209  | 55,150 |
|           |                      | 合計<br>Total                 | 67   | 258                          | 681,893                         | 594,682                        | 182,723                                       | 174,596 | 108,409 | 70,933  | 58,021 |
| 2015      | 第1回<br>July          | 国内<br>Japan                 | 1  | 45                           | 90,065                          | 83,592                         | 24,971  | 26,788  | 20,867  | 9,332   | 1,634  |
|           |                      | 海外<br>Overseas              | 28   | 115                          | 253,981                         | 215,705                        | 60,642  | 64,764  | 38,489  | 27,241  | 24,569 |
|           |                      | 合計<br>Total                 | 29   | 160                          | 344,046                         | 299,297                        | 85,613  | 91,552  | 59,356  | 36,573  | 26,203 |
|           | 第2回<br>December      | 国内<br>Japan                 | 1  | 45                           | 109,676                         | 100,477                        | 29,305  | 33,374  | 24,683  | 10,969  | 2,146  |
|           |                      | 海外<br>Overseas              | 65   | 209                          | 296,530                         | 252,745                        | 64,355  | 65,804  | 45,589  | 38,566  | 38,431 |
|           |                      | 合計<br>Total                 | 66   | 254                          | 406,206                         | 353,222                        | 93,660  | 99,178  | 70,272  | 49,535  | 40,577 |
|           | 合計<br>Total          | 国内<br>Japan                 | 1  | 45                           | 199,741                         | 184,069                        | 54,276  | 60,162  | 45,550  | 20,301  | 3,780  |
|           |                      | 海外<br>Overseas              | 68   | 219                          | 550,511                         | 468,450                        | 124,997                                       | 130,568 | 84,078  | 65,807  | 63,000 |
|           |                      | 合計<br>Total                 | 69   | 264                          | 750,252                         | 652,519                        | 179,273                                       | 190,730 | 129,628 | 86,108  | 66,780 |
| 2016      | 第1回<br>July          | 国内<br>Japan                 | 1  | 45                           | 121,539                         | 113,227                        | 27,810  | 36,525  | 34,368  | 12,547  | 1,977  |
|           |                      | 海外<br>Overseas              | 31   | 119                          | 268,135                         | 227,852                        | 59,790  | 68,642  | 41,816  | 30,498  | 27,106 |
|           |                      | 合計<br>Total                 | 32   | 164                          | 389,674                         | 341,079                        | 87,600  | 105,167 | 76,184  | 43,045  | 29,083 |
|           | 第2回<br>December      | 国内<br>Japan                 | 1  | 45                           | 145,201                         | 132,911                        | 34,065  | 45,687  | 36,536  | 13,937  | 2,686  |
|           |                      | 海外<br>Overseas              | 69   | 217                          | 331,419                         | 281,812                        | 64,866  | 74,949  | 52,404  | 44,393  | 45,200 |
|           |                      | 合計<br>Total                 | 70   | 262                          | 476,620                         | 414,723                        | 98,931  | 120,636 | 88,940  | 58,330  | 47,886 |
|           | 合計<br>Total          | 国内<br>Japan                 | 1  | 45                           | 266,740                         | 246,138                        | 61,875  | 82,212  | 70,904  | 26,484  | 4,663  |
|           |                      | 海外<br>Overseas              | 73   | 228                          | 599,554                         | 509,664                        | 124,656                                       | 143,591 | 94,220  | 74,891  | 72,306 |
|           |                      | 合計<br>Total                 | 74   | 273                          | 866,294                         | 755,802                        | 186,531                                       | 225,803 | 165,124 | 101,375 | 76,969 |



| 年<br>Year | 実施回<br>July/December | 国内/海外<br>Japan/<br>Overseas | 実施国・地域数<br>Number of<br>countries and<br>areas | 実施都市数<br>Number of<br>cities | 応募者数<br>Number of<br>applicants | 受験者数<br>Number of<br>examinees | レベル別受験者数<br>Number of examinees by test level |         |         |         |         |
|-----------|----------------------|-----------------------------|--|------------------------------|---------------------------------|--------------------------------|---|---------|---------|---------|---------|
|           |                      |                             |  |                              |                                 |                                | N1  | N2      | N3      | N4      | N5      |
| 2017      | 第1回<br>July          | 国内<br>Japan                 | 1  | 47                           | 152,267                         | 141,176                        | 31,677  | 47,316  | 44,847  | 14,809  | 2,527   |
|           |                      | 海外<br>Overseas              | 35   | 127                          | 314,140                         | 262,930                        | 63,021  | 80,933  | 50,635  | 36,193  | 32,148  |
|           |                      | 合計<br>Total                 | 36   | 174                          | 466,407                         | 404,106                        | 94,698  | 128,249 | 95,482  | 51,002  | 34,675  |
|           | 第2回<br>December      | 国内<br>Japan                 | 1  | 47                           | 181,203                         | 165,500                        | 39,616  | 57,374  | 48,471  | 16,759  | 3,280   |
|           |                      | 海外<br>Overseas              | 76   | 226                          | 379,501                         | 317,774                        | 69,322  | 86,145  | 60,855  | 51,643  | 49,809  |
|           |                      | 合計<br>Total                 | 77   | 273                          | 560,704                         | 483,274                        | 108,938                                       | 143,519 | 109,326 | 68,402  | 53,089  |
|           | 合計<br>Total          | 国内<br>Japan                 | 1  | 47                           | 333,470                         | 306,676                        | 71,293  | 104,690 | 93,318  | 31,568  | 5,807   |
|           |                      | 海外<br>Overseas              | 80   | 239                          | 693,641                         | 580,704                        | 132,343                                       | 167,078 | 111,490 | 87,836  | 81,957  |
|           |                      | 合計<br>Total                 | 81   | 286                          | 1,027,111                       | 887,380                        | 203,636                                       | 271,768 | 204,808 | 119,404 | 87,764  |
| 2018      | 第1回<br>July          | 国内<br>Japan                 | 1  | 46                           | 182,828                         | 169,176                        | 36,791  | 54,619  | 58,126  | 16,737  | 2,903   |
|           |                      | 海外<br>Overseas              | 40   | 135                          | 361,361                         | 300,903                        | 68,235  | 89,320  | 58,417  | 42,468  | 42,463  |
|           |                      | 合計<br>Total                 | 41   | 181                          | 544,189                         | 470,079                        | 105,026                                       | 143,939 | 116,543 | 59,205  | 45,366  |
|           | 第2回<br>December      | 国内<br>Japan                 | 1  | 47                           | 213,252                         | 195,754                        | 43,589  | 66,200  | 62,627  | 19,481  | 3,857   |
|           |                      | 海外<br>Overseas              | 76   | 232                          | 410,559                         | 343,241                        | 71,416  | 94,099  | 64,907  | 57,009  | 55,810  |
|           |                      | 合計<br>Total                 | 77   | 279                          | 623,811                         | 538,995                        | 115,005                                       | 160,299 | 127,534 | 76,490  | 59,667  |
|           | 合計<br>Total          | 国内<br>Japan                 | 1  | 47                           | 396,080                         | 364,930                        | 80,380  | 120,819 | 120,753 | 36,218  | 6,760   |
|           |                      | 海外<br>Overseas              | 85   | 249                          | 771,920                         | 644,144                        | 139,651                                       | 183,419 | 123,324 | 99,477  | 98,273  |
|           |                      | 合計<br>Total                 | 86   | 296                          | 1,168,000                       | 1,009,074                      | 220,031                                       | 304,238 | 244,077 | 135,695 | 105,033 |
| 2019      | 第1回<br>July          | 国内<br>Japan                 | 1  | 47                           | 220,500                         | 202,931                        | 42,997  | 64,503  | 68,231  | 23,115  | 4,085   |
|           |                      | 海外<br>Overseas              | 46   | 147                          | 423,604                         | 347,517                        | 73,863  | 99,931  | 68,019  | 56,616  | 49,088  |
|           |                      | 合計<br>Total                 | 47   | 194                          | 644,104                         | 550,448                        | 116,860                                       | 164,434 | 136,250 | 79,731  | 53,173  |
|           | 第2回<br>December      | 国内<br>Japan                 | 1  | 47                           | 259,379                         | 236,154                        | 52,147  | 77,410  | 73,354  | 28,826  | 4,417   |
|           |                      | 海外<br>Overseas              | 75   | 238                          | 458,684                         | 381,933                        | 75,681  | 100,630 | 70,540  | 74,677  | 60,405  |
|           |                      | 合計<br>Total                 | 76   | 285                          | 718,063                         | 618,087                        | 127,828                                       | 178,040 | 143,894 | 103,503 | 64,822  |
|           | 合計<br>Total          | 国内<br>Japan                 | 1  | 47                           | 479,879                         | 439,085                        | 95,144  | 141,913 | 141,585 | 51,941  | 8,502   |
|           |                      | 海外<br>Overseas              | 86   | 260                          | 882,288                         | 729,450                        | 149,544                                       | 200,561 | 138,559 | 131,293 | 109,493 |
|           |                      | 合計<br>Total                 | 87   | 307                          | 1,362,167                       | 1,168,535                      | 244,688                                       | 342,474 | 280,144 | 183,234 | 117,995 |
| 2020      | 第2回<br>December      | 国内<br>Japan                 | 1  | 47                           | 211,533                         | 188,500                        | 38,537  | 61,458  | 60,324  | 25,184  | 2,997   |
|           |                      | 海外<br>Overseas              | 28   | 90                           | 212,614                         | 181,528                        | 41,700  | 52,618  | 37,884  | 27,809  | 21,517  |
|           |                      | 合計<br>Total                 | 29   | 137                          | 424,147                         | 370,028                        | 80,237  | 114,076 | 98,208  | 52,993  | 24,514  |
|           |                      | 合計<br>Total                 | 29   | 137                          | 424,147                         | 370,028                        | 80,237  | 114,076 | 98,208  | 52,993  | 24,514  |
| 2021      | 第1回<br>July          | 国内<br>Japan                 | 1  | 47                           | 216,211                         | 193,626                        | 44,851  | 59,476  | 56,230  | 30,060  | 3,009   |
|           |                      | 海外<br>Overseas              | 25   | 93                           | 171,160                         | 142,289                        | 50,324  | 51,095  | 20,953  | 11,014  | 8,903   |
|           |                      | 合計<br>Total                 | 26   | 140                          | 387,371                         | 335,915                        | 95,175  | 110,571 | 77,183  | 41,074  | 11,912  |



※注 Notes

1. 2010年 第1回(7月)試験はN1~N3のみ実施。
2. 2020年 第1回(7月)試験は全世界で中止。